


Drugs Identified in Deceased Persons by Florida Medical Examiners

2009 Report



Data Collection

The Office of Vital Statistics reported more than 171,300 deaths occurred in Florida during 2009. Of these, the medical examiners reported on 8,653 drug-related deaths (whether the cause of death or merely present) through toxicology reports submitted to the Medical Examiners Commission. In order for a death to be considered “drug-related” there needs to be at least one drug identified in the decedent, which is a drug occurrence. The vast majority of these 8,653 decedents (cases) had more than one drug occurrence.

The state’s medical examiners were asked to distinguish between the drugs being the “cause” of death or merely “present” in the body at the time of death. A drug is only indicated as the cause of death when, after examining all evidence and the autopsy and toxicology results, the medical examiner determines the drug played a causal role in the death. It is not uncommon for a decedent to have multiple drugs listed as a cause of death. When a medical examiner determines a drug is present or identifiable in the decedent, the drug may not have played a causal role in the death. It is not uncommon for a decedent to have multiple drugs listed as present. Because decedents often have multiple drugs listed as cause and/or present, drug occurrence data found within this report should not be aggregated.

Although there were deaths involving other drugs in Florida, data was collected on the following drugs for this report:

- ✓ Benzodiazepines (Alprazolam, Diazepam, Flunitrazepam (Rohypnol), other Benzodiazepines);
- ✓ Cannabinoids;
- ✓ Carisoprodol/Meprobamate;
- ✓ Cocaine;
- ✓ Ethyl Alcohol;
- ✓ Gamma-Hydroxybutyric Acid (GHB);
- ✓ Inhalants (Freon, Nitrous Oxide, Difluoroethane, other Inhalants);
- ✓ Ketamine;
- ✓ Methylated Amphetamines (Amphetamines, Methamphetamine, MDMA (Ecstasy), MDA, MDEA, other Methylated Amphetamines);
- ✓ Opioids (Buprenorphine, Fentanyl, Heroin, Hydrocodone, Hydromorphone, Meperidine, Methadone, Morphine, Oxycodone, Oxymorphone, Propoxyphene, Tramadol, other Opioids);
- ✓ Phencyclidine (PCP); and
- ✓ Zolpidem.

The Medical Examiners Commission began tracking Buprenorphine, Oxymorphone, and Zolpidem in January 2009. Buprenorphine and Oxymorphone were included as “Other Opioids” in 2008.

Questions regarding this report can be directed to Medical Examiners Commission Chairman, Bruce A. Hyma, M.D., or Commission staff.

Report Summary

Some general statewide trends for 2009 are listed below:

- ✓ The four most frequently occurring drugs found in decedents were Ethyl Alcohol (4,046), all Benzodiazepines (3,379 including 1,963 Alprazolam occurrences), Oxycodone (1,948), and Cocaine (1,462).
- ✓ The drugs that caused the most deaths were Oxycodone (1,185), all Benzodiazepines (1,099 - includes 822 deaths caused by Alprazolam), Methadone (720), Ethyl Alcohol (559), Cocaine (529), Morphine (302), and Hydrocodone (265).
- ✓ The four drugs found in more than 50% of the deaths, in which these drugs were found, were Heroin (85.6%), Methadone (73.1%), Oxycodone (60.8%), and Fentanyl (56.7%).
- ✓ While more than 50% of the deaths from Difluoroethane and Other Inhalants were caused by the drug, the number of occurrences is small for each drug. The majority of other inhalant deaths were caused by Helium (6 of the 11 reported).
- ✓ The prescription drugs (Benzodiazepines, Carisoprodol/Meprobamate, Zolpidem, and all Opioids excluding Heroin) tracked through this report continued to be found more often than illicit drugs, both lethal (86%) and non-lethal (75%). Prescription drugs account for 79% of all drug occurrences in this report when Ethyl Alcohol is excluded.
- ✓ Heroin continues to be the most lethal drug named in this report; however, occurrences of Heroin have decreased by 15.9% and deaths caused by Heroin also decreased by 20% when compared with 2008.
- ✓ Occurrences of Methadone rose 5.2% while Hydrocodone declined slightly by 0.6% when compared with 2008. Also, deaths caused by Methadone (27 more than 2008) increased this year. Deaths caused by Hydrocodone (5 less than 2008) decreased this year.
- ✓ Oxycodone occurrences increased by 23.8% and deaths caused by Oxycodone increased by 25.9% when compared with 2008.
- ✓ Cocaine occurrences decreased by 18.4% and deaths caused by Cocaine also declined by 18.4% when compared with 2008.
- ✓ Although occurrences of Fentanyl declined (8.5%), deaths caused by Fentanyl increased by 17.3% when compared with 2008.
- ✓ Alprazolam (Xanax) and Diazepam (Valium) dominate the category of Benzodiazepines, where occurrences of Alprazolam increased by 4.8%, and Diazepam decreased by 2.4% when compared to 2008.
- ✓ Codeine continues to be the predominant “Other Opioid” reported.
- ✓ The Medical Examiners Commission began collecting County of Death data in 2009.
- ✓ 5,275 (7.1% more than 2008) individuals died with one or more prescription drugs in their system. The drugs were identified as both the cause of death and present in the decedent. These drugs may have also been mixed with illicit drugs and alcohol.
- ✓ 2,488 (13.9% more than 2008) individuals died with at least one prescription drug in their system that was identified as the cause of death. These drugs may have been mixed with other prescription drugs, illicit drugs and/or alcohol.

Medical Examiners Commission Members

Bruce A. Hyma, M.D.
Chairman
District Eleven Medical Examiner
(305) 545-2400

Russell S. Vega, M.D.
District Twelve Medical Examiner

Honorable Grady C. Judd
Sheriff, Polk County

Mr. Jon C. Thomas, L.F.D.
Funeral Director, Forest Meadows Funeral Home & Cemeteries

Mr. Ken Jones
Deputy State Registrar, Department of Health

Honorable James S. Purdy, J.D.
Public Defender, Seventh Judicial Circuit

Robert J. Krauss, J.D.
Office of the Attorney General

Ms. Donna G. Hayes
Manatee County Commissioner

Vacant
State Attorney

Medical Examiners Commission Staff - Florida Department of Law Enforcement

Post Office Box 1489
Tallahassee, Florida 32302
(850) 410-8600
FAX: (850) 410-8621
[MEC Website](#)

Bureau Chief & Staff Director Glen Hopkins
(850) 410-8600
glenhopkins@fdle.state.fl.us

Government Analyst I Branch Ocampo
(850) 410-8608
branchocampo@fdle.state.fl.us

Government Analyst II Doug Culbertson
(850) 410-8609
dougculbertson@fdle.state.fl.us

Administrative Assistant Debbie Turvaville
(850) 410-8610
debbieturvaville@fdle.state.fl.us

Table of Contents

Map of Florida Medical Examiner Districts	1
Summary of Drug-Related Deaths (January – December 2009)	2
Frequency of Occurrence of Drugs in Decedents (January – December 2009)	4
Drug Detected at Death: Lethal vs. Non-Lethal	5
Comparison of 2008 & 2009 Drug-Related Deaths	8
Lethal Drug Occurrences (July 2008 – December 2009)	10
Alprazolam Deaths	11
Alprazolam Deaths by Age	12
Alprazolam Deaths by County	13
Diazepam Deaths	14
Diazepam Deaths by Age	15
Diazepam Deaths by County	16
Oxycodone Deaths	17
Oxycodone Deaths by Age	18
Oxycodone Deaths by County	19
Hydrocodone Deaths	20
Hydrocodone Deaths by Age	21
Hydrocodone Deaths by County	22
Methadone Deaths	23
Methadone Deaths by Age	24
Methadone Deaths by County	25
Morphine Deaths	26
Morphine Deaths by Age	27
Morphine Deaths by County	28
Propoxyphene Deaths	29
Propoxyphene Deaths by Age	30
Propoxyphene Deaths by County	31
Cocaine Deaths	32
Cocaine Deaths by Age	33
Cocaine Deaths by County	34
Cocaine Deaths by Year	35
A 15-Year Study of Cocaine-Related Deaths Reported by Medical Examiners	36
Heroin Deaths	37
Heroin Deaths by Age	38
Heroin Deaths by County	39
Deaths Caused by Heroin by Year	40
Historical View of Heroin Deaths	41
Frequency of Occurrences of Other Benzodiazepines (January – December 2009)	42
Manners of Death for Cases Reported	43
Glossary	46

Florida Medical Examiner Districts

District 1

Escambia
Okaloosa
Santa Rosa
Walton

District 2

Franklin
Gadsden
Jefferson
Leon
Liberty
Taylor
Wakulla

District 3 *Covered by

Columbia *4

Dixie *8

Hamilton *4

Lafayette *4

Madison *2

Suwannee *4

District 4

Clay
Duval
Nassau

District 5

Citrus
Hernando
Lake
Marion
Sumter

District 6

Pasco
Pinellas

District 7

Volusia

District 8

Alachua
Baker
Bradford
Gilchrist
Levy
Union

District 9

Orange
Osceola

District 10

Hardee
Highlands
Polk

District 11

Dade

District 12

DeSoto
Manatee
Sarasota

District 13

Hillsborough
Bay

Calhoun

Gulf

Holmes

Jackson

Washington

District 15

Palm Beach

District 16

Monroe

District 17

Broward

District 18

Brevard

District 19

Indian River

Martin

Okeechobee

St. Lucie

District 20

Collier

District 21

Glades

Hendry

Lee

District 22

Charlotte

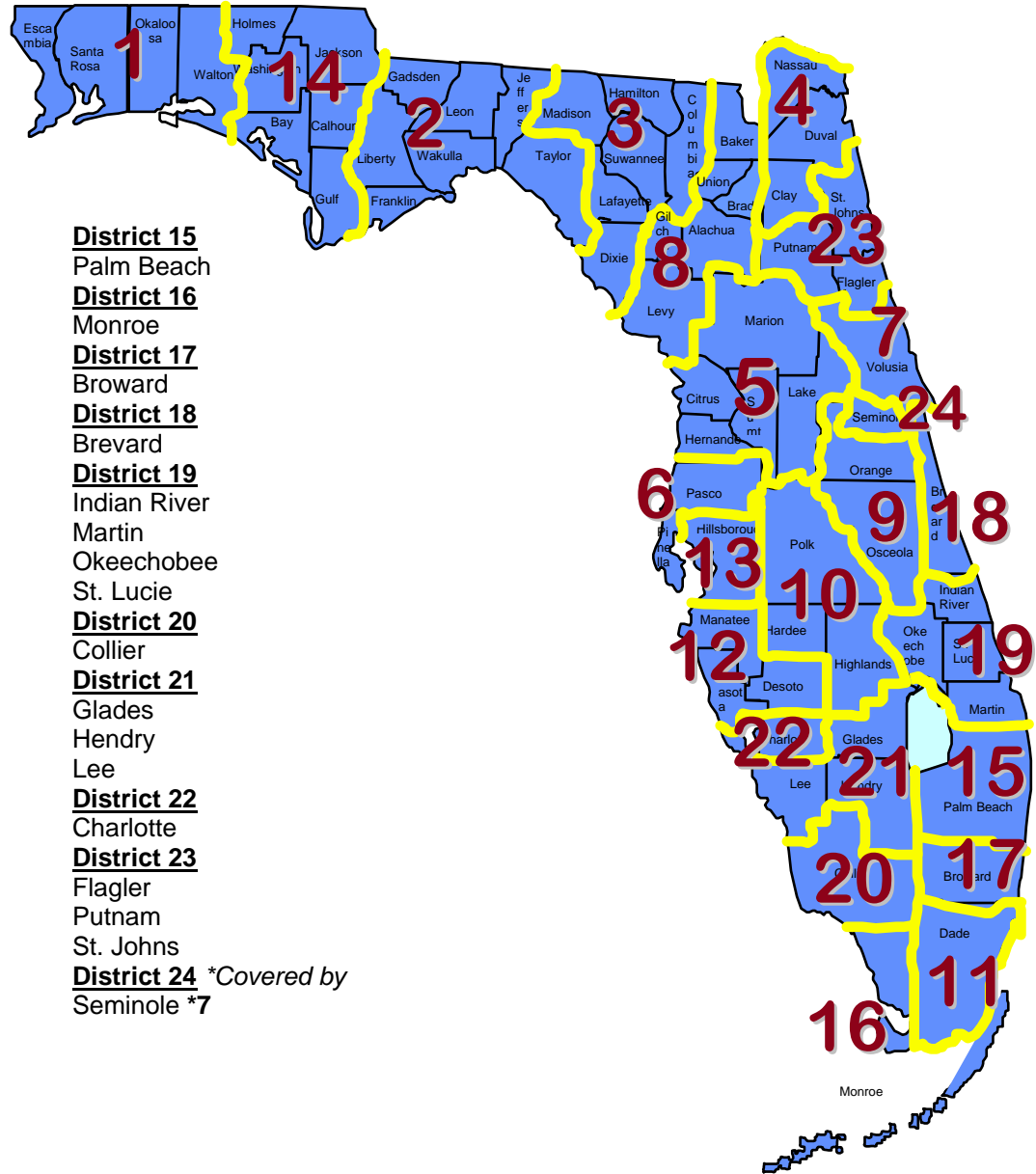
District 23

Flagler

Putnam

St. Johns

District 24 *Covered by
Seminole *7



Summary of Drug-Related Deaths 2009

Drug Found in Body		Total Occurrences	Cause	Present
Ethyl Alcohol		4,046	559	3,487
Methylated Amphetamines	All Methylated Amphetamine cases^o	183	43	140
	Amphetamine	129	22	107
	Methamphetamine	81	17	64
	MDMA	32	7	25
	MDA	14	0	14
	MDEA	1	0	1
	Other Methylated Amphetamines	8	0	8
	Benzodiazepines	All Benzodiazepine cases^o	3,379	1,099
Alprazolam		1,963	822	1,141
Diazepam		892	248	644
Flunitrazepam (Rohypnol)		0	0	0
Other Benzodiazepines		1,485	254	1,231
Inhalants		Difluoroethane	12	9
	Freon	1	0	1
	Nitrous Oxide (N2O)	3	1	2
	Other Inhalants	11	11	0

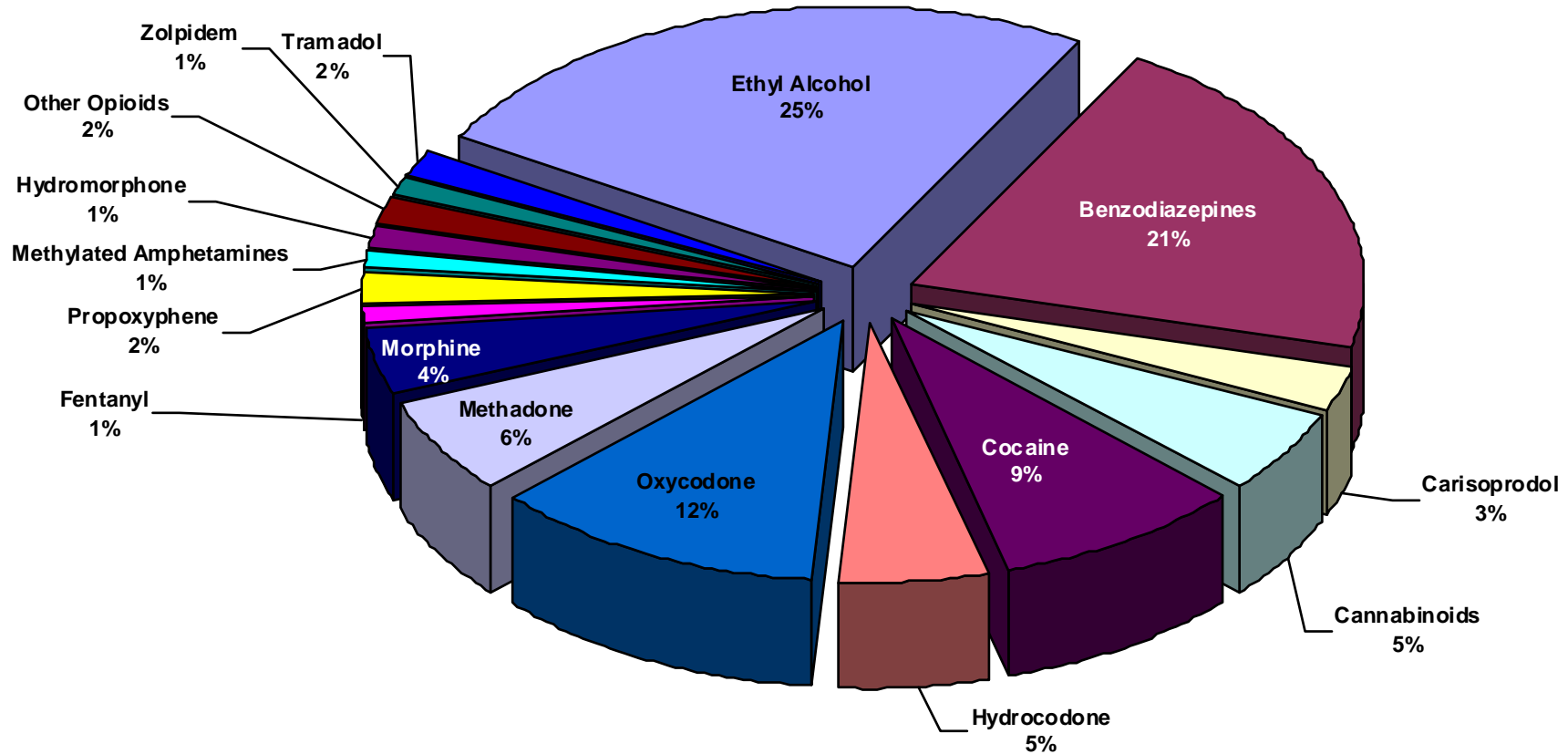
^oNote: Many of the deaths were found to have several drugs contributing to the death, thus the count of specific drugs listed is greater than the number of cases.

Summary of Drug-Related Deaths (continued)

	Drug Found in Body	Total Occurrences	Cause	Present
Opioids	Heroin (only illicit opioid)	111	95	16
	Buprenorphine	6	3	3
	Fentanyl	215	122	93
	Hydrocodone	865	265	600
	Hydromorphone	212	64	148
	Meperidine	24	8	16
	Methadone	985	720	265
	Morphine	664	302	362
	Oxycodone	1,948	1,185	763
	Oxymorphone	236	58	178
	Propoxyphene	311	59	252
	Tramadol	268	71	197
	Other Opioids	272	40	232
Other	Cannabinoids	817	0	817
	Carisoprodol/Meprobamate	455	98	357
	Cocaine	1,462	529	933
	GHB	6	2	4
	Ketamine	4	0	4
	PCP	2	0	2
	Zolpidem	179	35	144

°Note: Many of the deaths were found to have several drugs contributing to the death, thus the count of specific drugs listed is greater than the number of cases.

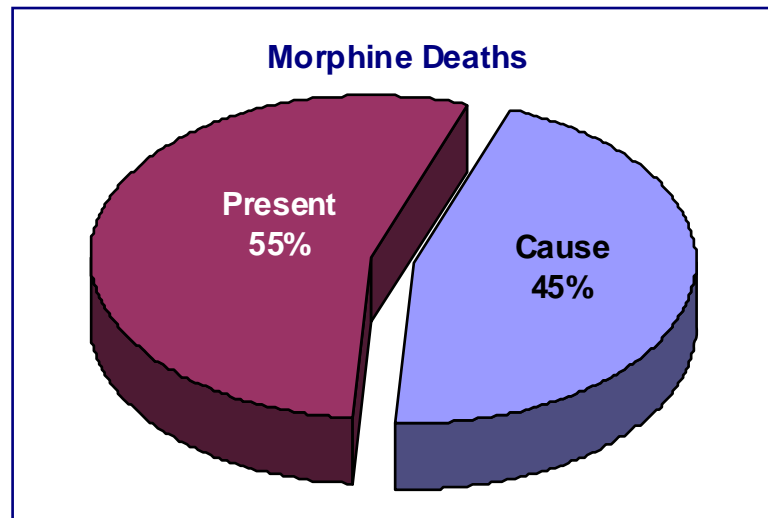
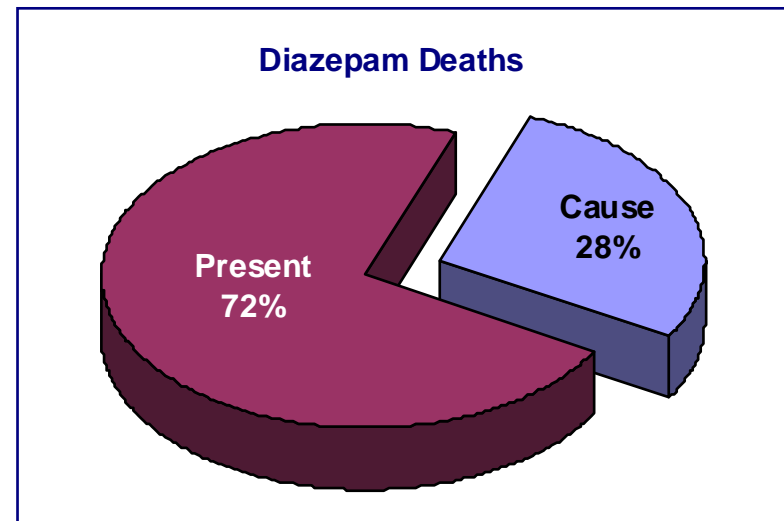
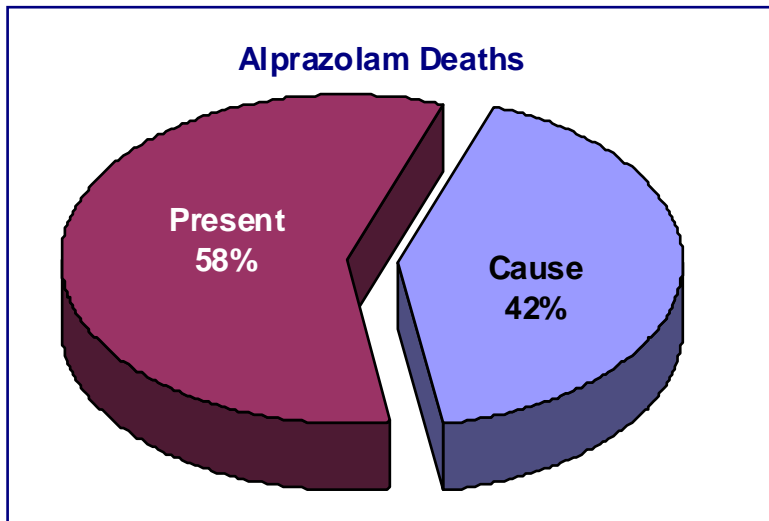
Frequency of Occurrence of Drugs in Decedents January – December 2009



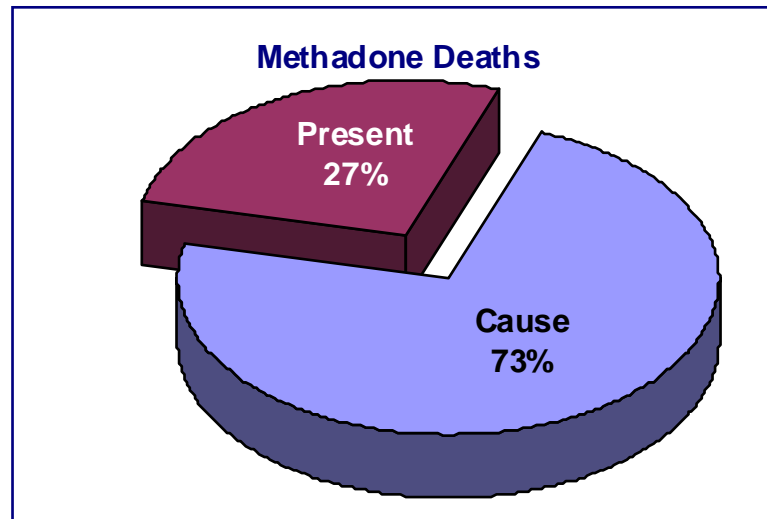
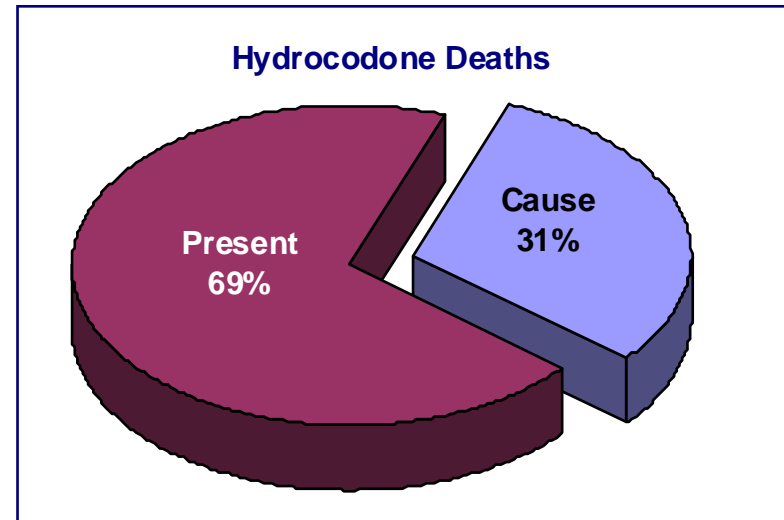
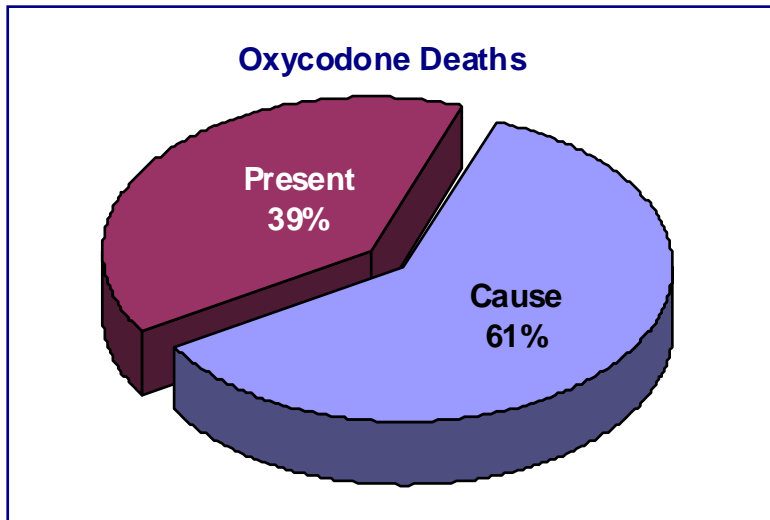
Heroin, GHB, Ketamine, Freon, Meperidine, PCP, and other inhalants constituted less than 1% of the drug frequencies.

Note: Many of the deaths have several drugs contributing to the death. The count of drugs listed is greater than the number of deaths. Do not add across drugs.

Drug Detected at Death: Lethal vs. Non-Lethal

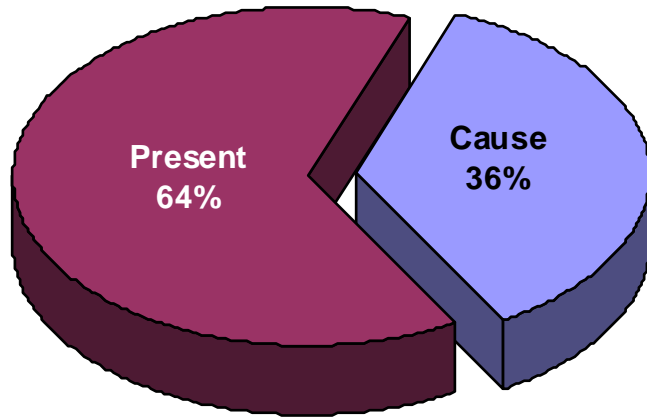


Drug Detected at Death: Lethal vs. Non-Lethal

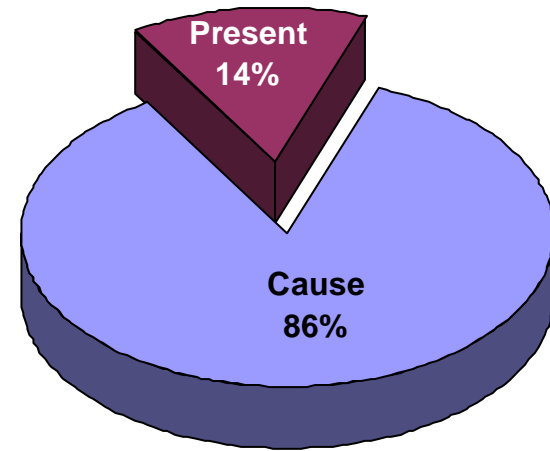


Drug Detected at Death: Lethal vs. Non-Lethal

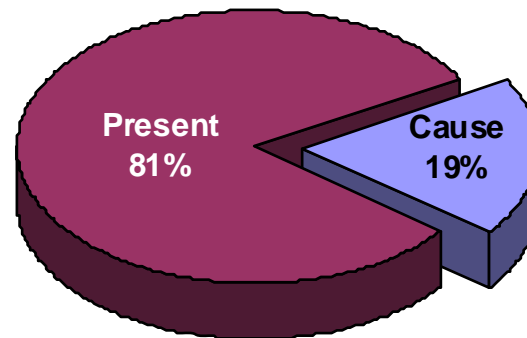
Cocaine Deaths



Heroin Deaths



Propoxyphene Deaths



Comparison of Drug-Related Deaths 2008 vs. 2009

Drug Found in Body		2008	2009	Percentage Change
Ethyl Alcohol		4,070	4,046	-0.6%
Methylated Amphetamines	All Methylated Amphetamine cases^o	207	183	-11.6%
	Amphetamine	67	129	92.5%
	Methamphetamine	114	81	-28.9%
	MDMA	44	32	*
	MDA	23	14	*
	MDEA	0	1	*
	Other Methylated Amphetamines	6	8	*
Benzodiazepines	All Benzodiazepine cases^o	3,229	3,379	4.6%
	Alprazolam	1,873	1,963	4.8%
	Diazepam	914	892	-2.4%
	Flunitrazepam (Rohypnol)	0	0	*
	Other Benzodiazepines	1,380	1,485	7.6%
Inhalants	Difluoroethane	14	12	*
	Freon	6	1	*
	Nitrous Oxide (N2O)	1	3	*
	Other Inhalants	5	11	*

^{*}Note: Due to small number of occurrences, percentage change was not calculated.

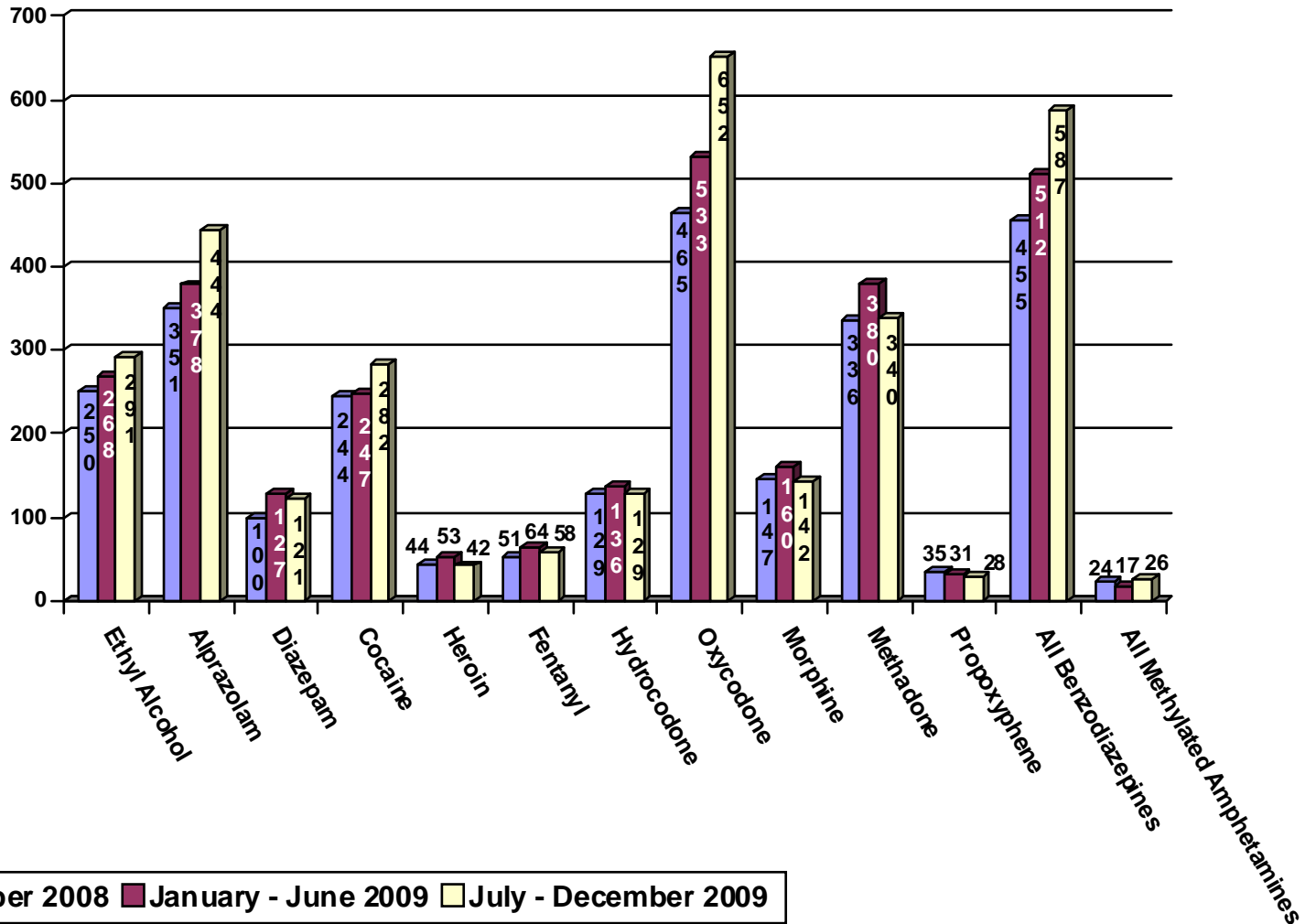
^oNote: Many of the deaths were found to have several drugs contributing to the death, thus the count of specific drugs listed is greater than the number of cases.

Comparison of Drug-Related Deaths (continued)

Drug Found in Body		2008	2009	Percentage Change
Opioids	Heroin (only illicit opioid)	132	111	-15.9%
	Buprenorphine	2	6	* †
	Fentanyl	235	215	-8.5%
	Hydrocodone	870	865	-0.6%
	Hydromorphone	199	212	6.5%
	Meperidine	29	24	*
	Methadone	936	985	5.2%
	Morphine	660	664	0.6%
	Oxycodone	1,574	1,948	23.8%
	Oxymorphone	69	236	242% †
	Propoxyphene	322	311	-3.4%
	Tramadol	235	268	14.0%
	Other Opioids	326	272	-16.6%
Other	Cannabinoids	859	817	-4.9%
	Carisoprodol/Meprobamate	415	455	9.6%
	Cocaine	1,791	1,462	-18.4%
	GHB	3	6	*
	Ketamine	8	4	*
	PCP	2	2	*
	Zolpidem	NA	179	NA

**Note: Due to small number of occurrences, percentage of change was not calculated. †May not have been consistently reported in 2008.*

Lethal Drug Occurrences July 2008 – December 2009



Note: Due to small number of occurrences, some drugs are not included in the above chart.

Alprazolam Deaths January – December 2009

Medical Examiner District & Area of Florida	
District	Area of Florida
1	Pensacola
2	Tallahassee
3	Live Oak
4	Jacksonville
5	Leesburg
6	St. Petersburg
7	Daytona Beach
8	Gainesville
9	Orlando
10	Lakeland
11	Miami
12	Sarasota
13	Tampa
14	Panama City
15	West Palm Bch
16	Florida Keys
17	Ft. Lauderdale
18	Melbourne
19	Ft. Pierce
20	Naples
21	Ft. Myers
22	Port Charlotte
23	St. Augustine
24	Sanford
Statewide Totals	

Total Deaths with Alprazolam		
Total	Cause	Present
50	25	25
11	2	9
16	4	12
127	32	95
89	36	53
267	109	158
85	12	73
31	13	18
126	30	96
67	7	60
97	42	55
92	55	37
90	74	16
30	12	18
158	86	72
19	6	13
245	148	97
81	36	45
79	21	58
39	27	12
60	27	33
26	1	25
30	13	17
48	4	44
1,963	822	1,141

Deaths with Alprazolam Only		
Total	Cause	Present
3	0	3
0	0	0
0	0	0
3	0	3
5	1	4
8	1	7
3	0	3
2	0	2
11	0	11
1	0	1
19	1	18
8	0	8
7	2	5
4	0	4
4	1	3
3	0	3
19	1	18
5	1	4
5	0	5
4	0	4
3	0	3
1	0	1
2	0	2
2	1	1
122	9	113

Deaths with Alprazolam in Combination with Other Drugs		
Total	Cause	Present
47	25	22
11	2	9
16	4	12
124	32	92
84	35	49
259	108	151
82	12	70
29	13	16
115	30	85
66	7	59
78	41	37
84	55	29
83	72	11
26	12	14
154	85	69
16	6	10
226	147	79
76	35	41
74	21	53
35	27	8
57	27	30
25	1	24
28	13	15
46	3	43
1,841	813	1,028

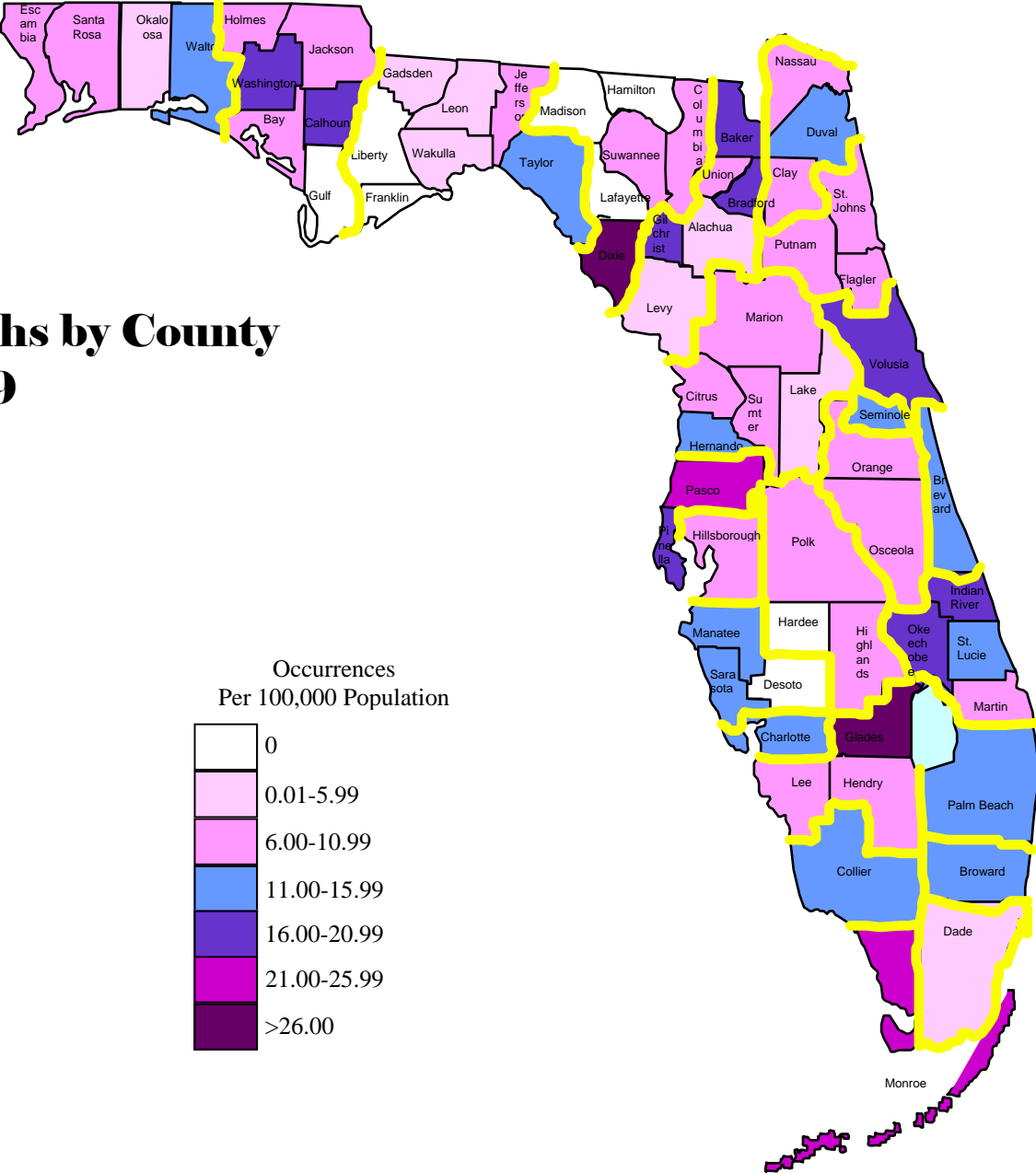
Alprazolam Deaths by Age January – December 2009

Medical Examiner District and Area of Florida		
District	Area of Florida	Total
1	Pensacola	50
2	Tallahassee	11
3	Live Oak	16
4	Jacksonville	127
5	Leesburg	89
6	St. Petersburg	267
7	Daytona Beach	85
8	Gainesville	31
9	Orlando	126
10	Lakeland	67
11	Miami	97
12	Sarasota	92
13	Tampa	90
14	Panama City	30
15	West Palm Bch	158
16	Florida Keys	19
17	Ft. Lauderdale	245
18	Melbourne	81
19	Ft. Pierce	79
20	Naples	39
21	Ft. Myers	60
22	Port Charlotte	26
23	St. Augustine	30
24	Sanford	48
Statewide Totals		1,963

Deaths Caused by Alprazolam (Lethal)					
Age of Decedent					
Total	< 18	18-25	26-34	35-50	>50
25	0	2	4	14	5
2	0	0	1	0	1
4	0	0	1	3	0
32	0	9	5	14	4
36	0	7	7	11	11
109	1	16	28	48	16
12	0	1	5	5	1
13	0	1	2	5	5
30	0	7	12	10	1
7	0	0	3	2	2
42	0	4	7	18	13
55	1	13	15	20	6
74	1	5	20	32	16
12	0	2	3	5	2
86	1	16	18	33	18
6	1	0	0	2	3
148	2	13	32	60	41
36	0	4	10	13	9
21	0	1	1	14	5
27	0	2	12	7	6
27	0	3	5	14	5
1	0	0	0	1	0
13	0	3	2	7	1
4	0	1	0	2	1
822	7	110	193	340	172

Alprazolam Present (Non-Lethal)					
Age of Decedent					
Total	<18	18-25	26-34	35-50	>50
25	0	1	2	17	5
9	0	2	2	2	3
12	0	2	3	3	4
95	0	14	13	44	24
53	1	5	7	27	13
158	4	24	29	62	39
73	2	11	18	27	15
18	0	2	0	10	6
96	2	12	17	40	25
60	0	8	7	21	24
55	1	4	7	12	31
37	0	2	5	18	12
16	0	4	3	5	4
18	0	2	0	5	11
72	0	10	9	26	27
13	1	0	1	3	8
97	0	6	14	42	35
45	0	6	11	10	18
58	0	4	12	22	20
12	0	2	3	2	5
33	0	4	10	9	10
25	0	3	3	13	6
17	0	3	4	6	4
44	1	2	16	18	7
1,141	12	133	196	444	356

Alprazolam Deaths by County 2009



Diazepam Deaths January – December 2009

Medical Examiner District & Area of Florida	
District	Area of Florida
1	Pensacola
2	Tallahassee
3	Live Oak
4	Jacksonville
5	Leesburg
6	St. Petersburg
7	Daytona Beach
8	Gainesville
9	Orlando
10	Lakeland
11	Miami
12	Sarasota
13	Tampa
14	Panama City
15	West Palm Bch
16	Florida Keys
17	Ft. Lauderdale
18	Melbourne
19	Ft. Pierce
20	Naples
21	Ft. Myers
22	Port Charlotte
23	St. Augustine
24	Sanford
Statewide Totals	

Total Deaths with Diazepam		
Total	Cause	Present
19	7	12
5	0	5
10	0	10
66	3	63
60	2	58
118	67	51
45	0	45
33	12	21
62	9	53
23	0	23
27	7	20
38	18	20
15	9	6
11	3	8
71	18	53
9	5	4
131	59	72
26	9	17
55	0	55
7	3	4
32	13	19
3	0	3
10	4	6
16	0	16
892	248	644

Deaths with Diazepam Only		
Total	Cause	Present
4	1	3
0	0	0
0	0	0
1	0	1
1	0	1
1	0	1
3	0	3
1	0	1
2	0	2
0	0	0
7	0	7
5	0	5
0	0	0
0	0	0
8	0	8
1	0	1
11	0	11
2	0	2
6	0	6
0	0	0
1	0	1
0	0	0
0	0	0
0	0	0
54	1	53

Deaths with Diazepam in Combination with Other Drugs		
Total	Cause	Present
15	6	9
5	0	5
10	0	10
65	3	62
59	2	57
117	67	50
42	0	42
32	12	20
60	9	51
23	0	23
20	7	13
33	18	15
15	9	6
11	3	8
63	18	45
8	5	3
120	59	61
24	9	15
49	0	49
7	3	4
31	13	18
3	0	3
10	4	6
16	0	16
838	247	591

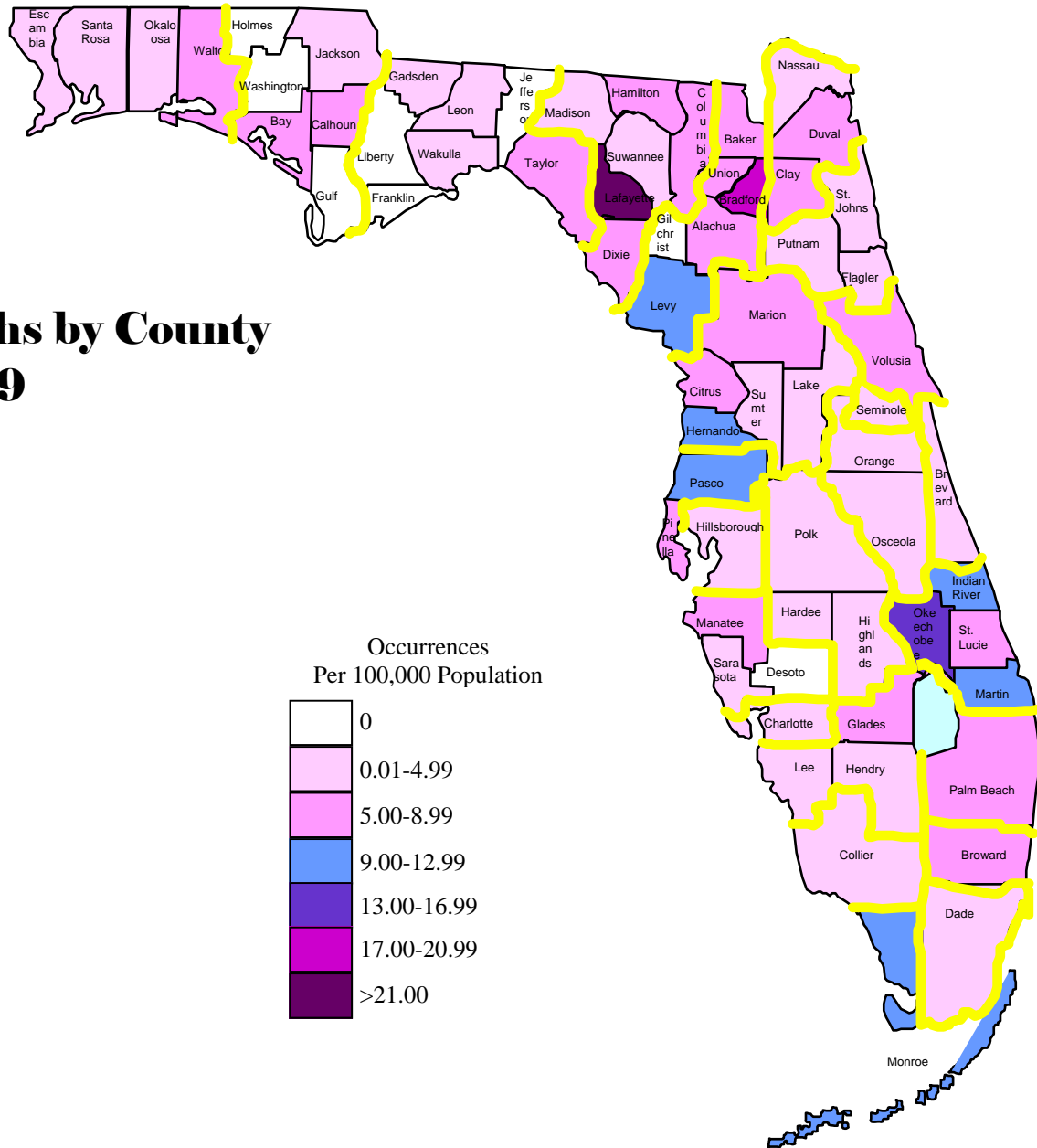
Diazepam Deaths by Age January – December 2009

Medical Examiner District and Area of Florida		
District	Area of Florida	Total
1	Pensacola	19
2	Tallahassee	5
3	Live Oak	10
4	Jacksonville	66
5	Leesburg	60
6	St. Petersburg	118
7	Daytona Beach	45
8	Gainesville	33
9	Orlando	62
10	Lakeland	23
11	Miami	27
12	Sarasota	38
13	Tampa	15
14	Panama City	11
15	West Palm Bch	71
16	Florida Keys	9
17	Ft. Lauderdale	131
18	Melbourne	26
19	Ft. Pierce	55
20	Naples	7
21	Ft. Myers	32
22	Port Charlotte	3
23	St. Augustine	10
24	Sanford	16
Statewide Totals		892

Deaths Caused by Diazepam (Lethal)						
Age of Decedent						
Total	< 18	18-25	26-34	35-50	>50	
7	0	1	1	3	2	
0	0	0	0	0	0	
0	0	0	0	0	0	
3	0	0	0	2	1	
2	0	0	0	1	1	
67	0	2	9	33	23	
0	0	0	0	0	0	
12	0	1	1	5	5	
9	0	2	4	2	1	
0	0	0	0	0	0	
7	0	0	0	3	4	
18	0	5	5	7	1	
9	0	1	0	5	3	
3	0	1	0	2	0	
18	0	2	1	11	4	
5	0	0	0	3	2	
59	0	1	10	26	22	
9	0	0	1	4	4	
0	0	0	0	0	0	
3	0	0	0	1	2	
13	0	0	1	8	4	
0	0	0	0	0	0	
4	0	1	0	1	2	
0	0	0	0	0	0	
248	0	17	33	117	81	

Diazepam Present (Non-Lethal)						
Age of Decedent						
Total	<18	18-25	26-34	35-50	>50	
12	0	2	2	4	4	
5	0	0	1	2	2	
10	0	0	1	3	6	
63	0	8	7	25	23	
58	0	4	2	23	29	
51	0	2	3	22	24	
45	1	3	8	18	15	
21	0	1	0	7	13	
53	1	4	11	17	20	
23	0	1	3	8	11	
20	0	0	1	8	11	
20	0	1	1	7	11	
6	1	0	0	4	1	
8	0	1	0	4	3	
53	1	9	5	18	20	
4	0	0	0	1	3	
72	0	2	7	24	39	
17	0	2	2	7	6	
55	0	1	6	27	21	
4	0	0	0	1	3	
19	0	1	5	7	6	
3	0	1	0	2	0	
6	0	1	1	2	2	
16	0	0	3	6	7	
644	4	44	69	247	280	

Diazepam Deaths by County 2009



Oxycodone Deaths January – December 2009

Medical Examiner District & Area of Florida	
District	Area of Florida
1	Pensacola
2	Tallahassee
3	Live Oak
4	Jacksonville
5	Leesburg
6	St. Petersburg
7	Daytona Beach
8	Gainesville
9	Orlando
10	Lakeland
11	Miami
12	Sarasota
13	Tampa
14	Panama City
15	West Palm Bch
16	Florida Keys
17	Ft. Lauderdale
18	Melbourne
19	Ft. Pierce
20	Naples
21	Ft. Myers
22	Port Charlotte
23	St. Augustine
24	Sanford
Statewide Totals	

Total Deaths with Oxycodone		
Total	Cause	Present
13	9	4
9	3	6
18	8	10
94	43	51
97	53	44
293	197	96
70	39	31
27	13	14
125	50	75
44	12	32
66	33	33
92	68	24
166	128	38
13	5	8
184	130	54
15	5	10
225	161	64
91	63	28
95	51	44
49	31	18
67	41	26
29	3	26
22	13	9
44	26	18
1,948	1,185	763

Deaths with Oxycodone Only		
Total	Cause	Present
0	0	0
1	0	1
0	0	0
1	1	0
11	5	6
17	9	8
5	1	4
5	1	4
11	0	11
7	2	5
7	1	6
11	5	6
38	24	14
1	0	1
18	11	7
1	0	1
14	6	8
5	5	0
15	5	10
2	0	2
7	2	5
0	0	0
1	0	1
1	1	0
179	79	100

Deaths with Oxycodone in Combination with Other Drugs		
Total	Cause	Present
13	9	4
8	3	5
18	8	10
93	42	51
86	48	38
276	188	88
65	38	27
22	12	10
114	50	64
37	10	27
59	32	27
81	63	18
128	104	24
12	5	7
166	119	47
14	5	9
211	155	56
86	58	28
80	46	34
47	31	16
60	39	21
29	3	26
21	13	8
43	25	18
1,769	1,106	663

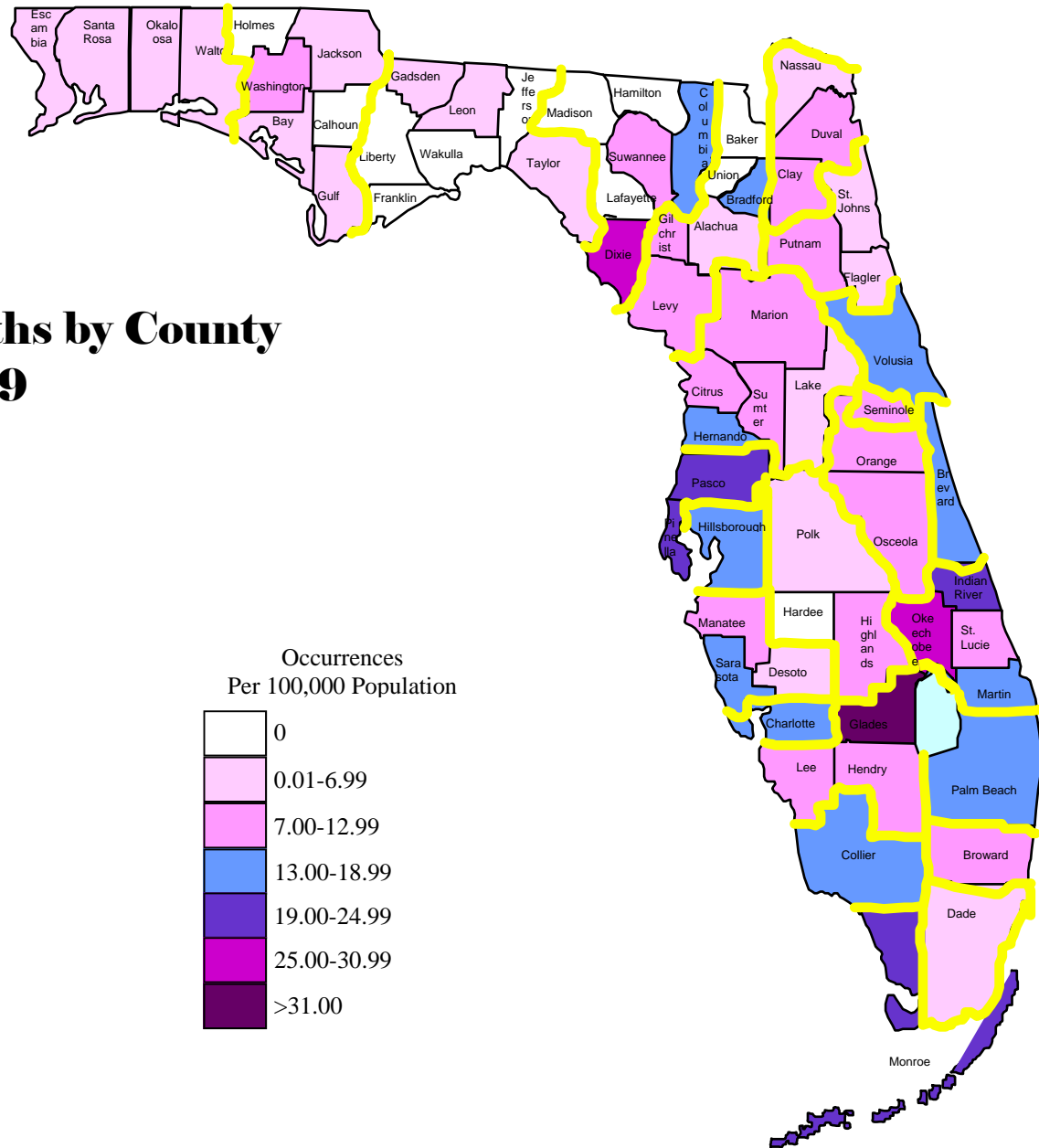
Oxycodone Deaths by Age January – December 2009

Medical Examiner District and Area of Florida		
District	Area of Florida	Total
1	Pensacola	13
2	Tallahassee	9
3	Live Oak	18
4	Jacksonville	94
5	Leesburg	97
6	St. Petersburg	293
7	Daytona Beach	70
8	Gainesville	27
9	Orlando	125
10	Lakeland	44
11	Miami	66
12	Sarasota	92
13	Tampa	166
14	Panama City	13
15	West Palm Bch	184
16	Florida Keys	15
17	Ft. Lauderdale	225
18	Melbourne	91
19	Ft. Pierce	95
20	Naples	49
21	Ft. Myers	67
22	Port Charlotte	29
23	St. Augustine	22
24	Sanford	44
Statewide Totals		1,948

Deaths Caused by Oxycodone (Lethal)						
Age of Decedent						
Total	< 18	18-25	26-34	35-50	>50	
9	0	2	1	5	1	
3	0	1	1	1	0	
8	0	1	1	3	3	
43	0	8	10	18	7	
53	0	12	8	22	11	
197	2	27	43	81	44	
39	1	5	8	20	5	
13	0	1	2	7	3	
50	1	6	14	22	7	
12	0	2	2	4	4	
33	0	3	4	13	13	
68	2	8	15	29	14	
128	0	13	35	53	27	
5	0	0	0	4	1	
129	1	26	19	53	30	
5	0	0	0	3	2	
160	1	14	39	63	43	
63	0	9	12	23	19	
51	0	5	9	21	16	
31	1	2	10	12	6	
41	1	6	8	19	7	
3	0	0	0	1	2	
13	0	2	2	7	2	
26	0	1	9	10	6	
1,183	10	154	252	494	273	

Oxycodone Present (Non-Lethal)						
Age of Decedent						
Total	<18	18-25	26-34	35-50	>50	
4	0	0	0	3	1	
6	0	1	2	1	2	
10	0	0	1	3	6	
51	0	9	5	19	18	
44	0	3	6	18	17	
96	2	9	19	40	26	
31	0	5	6	9	11	
14	0	2	1	4	7	
75	0	12	8	25	30	
32	0	1	4	10	17	
33	0	2	3	10	18	
24	0	4	3	8	9	
38	0	4	5	15	14	
8	0	3	0	0	5	
54	0	10	7	16	21	
10	1	1	0	4	4	
64	0	5	11	22	26	
28	0	3	7	8	10	
44	1	1	8	17	17	
18	0	2	4	5	7	
26	0	3	8	9	6	
26	1	2	2	12	9	
9	0	0	2	4	3	
18	1	5	6	5	1	
763	6	87	118	267	285	

Oxycodone Deaths by County 2009



Hydrocodone Deaths January – December 2009

Medical Examiner District & Area of Florida	
District	Area of Florida
1	Pensacola
2	Tallahassee
3	Live Oak
4	Jacksonville
5	Leesburg
6	St. Petersburg
7	Daytona Beach
8	Gainesville
9	Orlando
10	Lakeland
11	Miami
12	Sarasota
13	Tampa
14	Panama City
15	West Palm Bch
16	Florida Keys
17	Ft. Lauderdale
18	Melbourne
19	Ft. Pierce
20	Naples
21	Ft. Myers
22	Port Charlotte
23	St. Augustine
24	Sanford
Statewide Totals	

Total Deaths with Hydrocodone		
Total	Cause	Present
37	10	27
11	0	11
16	2	14
115	28	87
47	11	36
115	45	70
43	7	36
24	1	23
63	18	45
29	4	25
27	10	17
35	14	21
38	22	16
16	5	11
45	21	24
12	3	9
46	20	26
36	13	23
29	5	24
13	5	8
24	11	13
14	0	14
16	4	12
14	6	8
865	265	600

Deaths with Hydrocodone Only		
Total	Cause	Present
9	1	8
3	0	3
1	0	1
1	0	1
4	1	3
10	2	8
4	0	4
6	0	6
12	0	12
1	0	1
4	1	3
3	1	2
11	2	9
1	0	1
6	0	6
1	0	1
4	0	4
2	0	2
3	0	3
0	0	0
5	0	5
0	0	0
3	0	3
3	1	2
97	9	88

Deaths with Hydrocodone in Combination with Other Drugs		
Total	Cause	Present
28	9	19
8	0	8
15	2	13
114	28	86
43	10	33
105	43	62
39	7	32
18	1	17
51	18	33
28	4	24
23	9	14
32	13	19
27	20	7
15	5	10
39	21	18
11	3	8
42	20	22
34	13	21
26	5	21
13	5	8
19	11	8
14	0	14
13	4	9
11	5	6
768	256	512

Hydrocodone Deaths by Age January – December 2009

Medical Examiner District and Area of Florida		
District	Area of Florida	Total
1	Pensacola	37
2	Tallahassee	11
3	Live Oak	16
4	Jacksonville	115
5	Leesburg	47
6	St. Petersburg	115
7	Daytona Beach	43
8	Gainesville	24
9	Orlando	63
10	Lakeland	29
11	Miami	27
12	Sarasota	35
13	Tampa	38
14	Panama City	16
15	West Palm Bch	45
16	Florida Keys	12
17	Ft. Lauderdale	46
18	Melbourne	36
19	Ft. Pierce	29
20	Naples	13
21	Ft. Myers	24
22	Port Charlotte	14
23	St. Augustine	16
24	Sanford	14
Statewide Totals		865

Deaths Caused by Hydrocodone (Lethal)					
Age of Decedent					
Total	< 18	18-25	26-34	35-50	>50
10	0	0	0	8	2
0	0	0	0	0	0
2	0	0	0	1	1
28	0	3	1	17	7
11	0	0	1	4	6
45	0	9	7	13	16
7	0	0	2	4	1
1	0	0	0	1	0
18	1	2	5	4	6
4	0	0	1	2	1
10	0	1	1	5	3
14	0	1	0	6	7
22	0	1	6	10	5
5	0	0	1	1	3
21	0	1	2	10	8
3	1	0	0	1	1
20	0	1	3	9	7
13	0	0	2	5	6
5	0	0	0	3	2
5	0	0	1	3	1
11	1	2	0	5	3
0	0	0	0	0	0
4	0	1	0	2	1
6	0	0	1	2	3
265	3	22	34	116	90

Hydrocodone Present (Non-Lethal)					
Age of Decedent					
Total	<18	18-25	26-34	35-50	>50
27	0	2	3	14	8
11	0	2	3	1	5
14	0	0	1	8	5
87	0	15	9	38	25
36	0	1	5	13	17
70	1	8	7	27	27
36	0	2	8	16	10
23	0	2	1	7	13
45	0	2	7	13	23
25	0	4	3	7	11
17	0	0	1	4	12
21	0	0	2	6	13
16	0	0	2	3	11
11	0	1	1	2	7
24	0	0	0	10	14
9	0	0	0	1	8
26	0	0	1	8	17
23	0	2	3	8	10
24	0	2	4	9	9
8	0	0	2	2	4
13	0	0	5	2	6
14	0	1	1	4	8
12	0	1	2	3	6
8	0	1	0	0	7
600	1	46	71	206	276

Methadone Deaths January – December 2009

Medical Examiner District & Area of Florida	
District	Area of Florida
1	Pensacola
2	Tallahassee
3	Live Oak
4	Jacksonville
5	Leesburg
6	St. Petersburg
7	Daytona Beach
8	Gainesville
9	Orlando
10	Lakeland
11	Miami
12	Sarasota
13	Tampa
14	Panama City
15	West Palm Bch
16	Florida Keys
17	Ft. Lauderdale
18	Melbourne
19	Ft. Pierce
20	Naples
21	Ft. Myers
22	Port Charlotte
23	St. Augustine
24	Sanford
Statewide Totals	

Total Deaths with Methadone		
Total	Cause	Present
35	25	10
5	2	3
18	9	9
92	59	33
71	54	17
143	117	26
25	13	12
31	22	9
45	31	14
26	7	19
14	14	0
50	40	10
91	81	10
11	6	5
60	49	11
7	6	1
60	41	19
49	37	12
43	33	10
28	21	7
31	24	7
15	2	13
16	13	3
19	14	5
985	720	265

Deaths with Methadone Only		
Total	Cause	Present
3	0	3
3	1	2
2	0	2
5	4	1
8	6	2
8	6	2
1	1	0
2	2	0
8	6	2
3	2	1
1	1	0
7	5	2
26	21	5
0	0	0
5	5	0
1	1	0
3	2	1
5	4	1
2	1	1
3	0	3
6	5	1
1	0	1
0	0	0
0	0	0
103	73	30

Deaths with Methadone in Combination with Other Drugs		
Total	Cause	Present
32	25	7
2	1	1
16	9	7
87	55	32
63	48	15
135	111	24
24	12	12
29	20	9
37	25	12
23	5	18
13	13	0
43	35	8
65	60	5
11	6	5
55	44	11
6	5	1
57	39	18
44	33	11
41	32	9
25	21	4
25	19	6
14	2	12
16	13	3
19	14	5
882	647	235

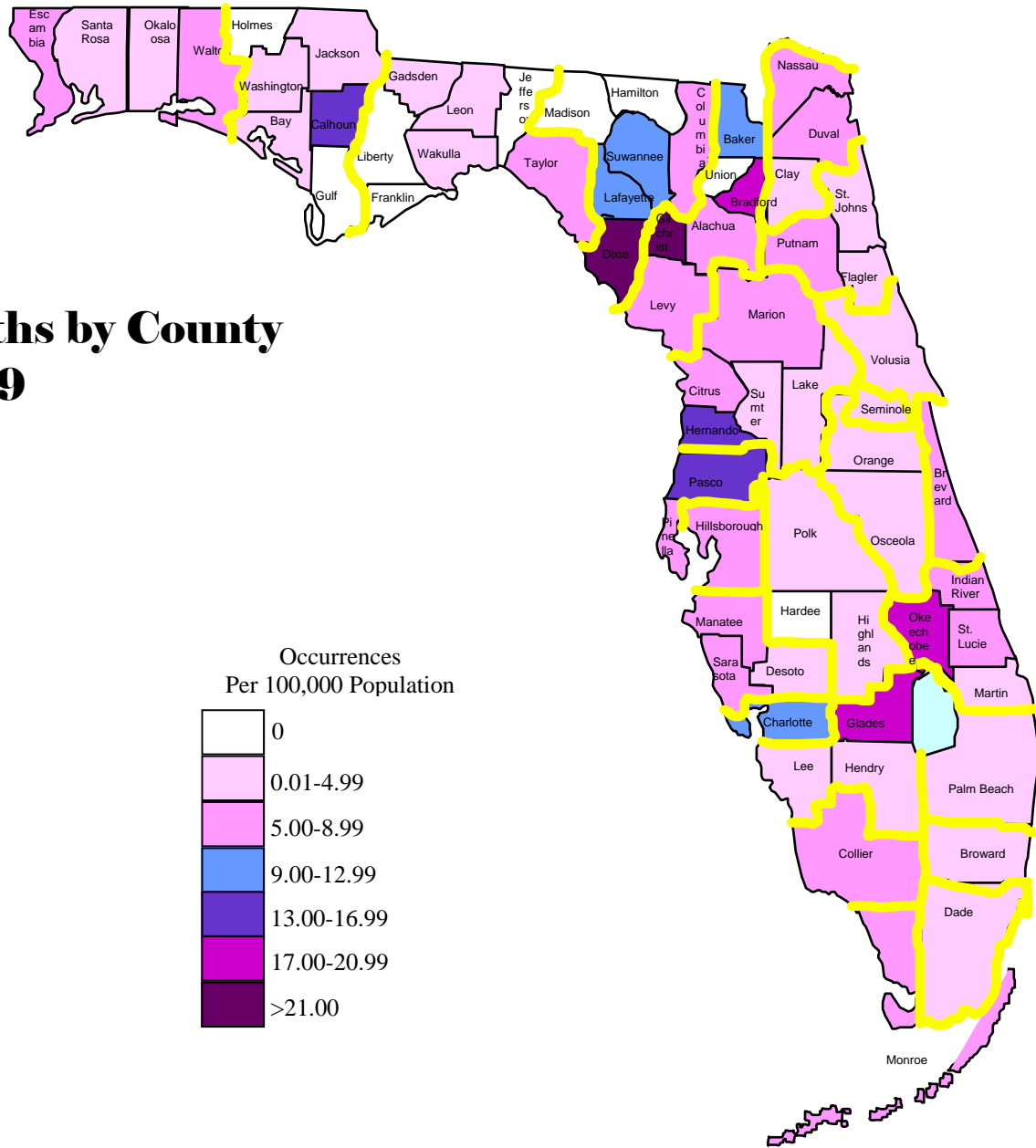
Methadone Deaths by Age January – December 2009

Medical Examiner District and Area of Florida		
District	Area of Florida	Total
1	Pensacola	35
2	Tallahassee	5
3	Live Oak	18
4	Jacksonville	92
5	Leesburg	71
6	St. Petersburg	143
7	Daytona Beach	25
8	Gainesville	31
9	Orlando	45
10	Lakeland	26
11	Miami	14
12	Sarasota	50
13	Tampa	91
14	Panama City	11
15	West Palm Bch	60
16	Florida Keys	7
17	Ft. Lauderdale	60
18	Melbourne	49
19	Ft. Pierce	43
20	Naples	28
21	Ft. Myers	31
22	Port Charlotte	15
23	St. Augustine	16
24	Sanford	19
Statewide Totals		985

Deaths Caused by Methadone (Lethal)						
Age of Decedent						
Total	< 18	18-25	26-34	35-50	>50	
25	0	3	4	13	5	
2	0	1	1	0	0	
9	0	0	2	5	2	
59	0	15	7	25	12	
54	0	9	14	19	12	
117	2	16	27	53	19	
13	1	1	3	5	3	
22	0	2	3	8	9	
31	2	5	9	11	4	
7	0	0	2	4	1	
14	0	2	4	6	2	
40	0	9	11	15	5	
81	3	5	28	35	10	
6	0	1	0	4	1	
49	1	8	10	19	11	
6	1	1	0	1	3	
40	0	3	6	14	17	
37	0	3	14	14	6	
33	0	5	0	21	7	
21	1	1	6	7	6	
24	1	1	6	11	5	
2	0	0	0	2	0	
13	0	3	7	2	1	
14	0	0	2	11	1	
719	12	94	166	305	142	

Methadone Present (Non-Lethal)						
Age of Decedent						
Total	<18	18-25	26-34	35-50	>50	
10	0	0	4	5	1	
3	0	1	0	2	0	
9	0	0	1	3	5	
33	0	5	5	11	12	
17	0	2	3	8	4	
26	1	5	3	13	4	
12	0	0	3	8	1	
9	0	1	1	4	3	
14	0	1	4	5	4	
19	0	3	4	3	9	
0	0	0	0	0	0	
10	0	2	0	2	6	
10	0	1	1	1	7	
5	0	1	0	1	3	
11	0	2	1	6	2	
1	0	0	0	1	0	
19	0	1	1	9	8	
12	0	0	2	3	7	
10	0	0	3	2	5	
7	0	1	4	1	1	
7	0	1	5	1	0	
13	0	2	1	6	4	
3	0	0	1	2	0	
5	0	1	1	2	1	
265	1	30	48	99	87	

Methadone Deaths by County 2009



Morphine Deaths January – December 2009

Medical Examiner District & Area of Florida	
District	Area of Florida
1	Pensacola
2	Tallahassee
3	Live Oak
4	Jacksonville
5	Leesburg
6	St. Petersburg
7	Daytona Beach
8	Gainesville
9	Orlando
10	Lakeland
11	Miami
12	Sarasota
13	Tampa
14	Panama City
15	West Palm Bch
16	Florida Keys
17	Ft. Lauderdale
18	Melbourne
19	Ft. Pierce
20	Naples
21	Ft. Myers
22	Port Charlotte
23	St. Augustine
24	Sanford
Statewide Totals	

Total Deaths with Morphine		
Total	Cause	Present
16	7	9
10	1	9
9	3	6
42	17	25
29	22	7
77	36	41
25	13	12
36	8	28
56	21	35
28	6	22
38	7	31
19	9	10
60	40	20
6	4	2
38	27	11
6	0	6
57	25	32
27	17	10
24	10	14
10	7	3
22	14	8
15	0	15
5	3	2
9	5	4
664	302	362

Deaths with Morphine Only		
Total	Cause	Present
3	1	2
4	0	4
1	0	1
6	1	5
8	4	4
3	1	2
3	1	2
17	0	17
10	0	10
9	3	6
15	0	15
5	4	1
26	14	12
0	0	0
8	2	6
2	0	2
13	1	12
1	0	1
1	0	1
1	1	0
3	1	2
4	0	4
1	0	1
1	0	1
145	34	111

Deaths with Morphine in Combination with Other Drugs		
Total	Cause	Present
13	6	7
6	1	5
8	3	5
36	16	20
21	18	3
74	35	39
22	12	10
19	8	11
46	21	25
19	3	16
23	7	16
14	5	9
34	26	8
6	4	2
30	25	5
4	0	4
44	24	20
26	17	9
23	10	13
9	6	3
19	13	6
11	0	11
4	3	1
8	5	3
519	268	251

Morphine Deaths by Age January – December 2009

Medical Examiner District and Area of Florida		
District	Area of Florida	Total
1	Pensacola	16
2	Tallahassee	10
3	Live Oak	9
4	Jacksonville	42
5	Leesburg	29
6	St. Petersburg	77
7	Daytona Beach	25
8	Gainesville	36
9	Orlando	56
10	Lakeland	28
11	Miami	38
12	Sarasota	19
13	Tampa	60
14	Panama City	6
15	West Palm Bch	38
16	Florida Keys	6
17	Ft. Lauderdale	57
18	Melbourne	27
19	Ft. Pierce	24
20	Naples	10
21	Ft. Myers	22
22	Port Charlotte	15
23	St. Augustine	5
24	Sanford	9
Statewide Totals		664

Deaths Caused by Morphine (Lethal)					
Age of Decedent					
Total	< 18	18-25	26-34	35-50	>50
7	0	2	0	3	2
1	0	0	0	1	0
3	0	0	0	1	2
17	0	0	4	9	4
22	1	1	2	6	12
36	0	3	3	20	10
13	1	0	3	3	6
8	0	1	1	4	2
21	0	2	4	8	7
6	0	1	0	1	4
7	0	0	3	2	2
9	0	1	0	6	2
40	0	1	5	22	12
4	0	1	0	3	0
27	0	3	4	11	9
0	0	0	0	0	0
25	0	1	3	10	11
17	0	1	3	7	6
10	0	0	1	5	4
7	0	1	1	1	4
14	0	2	1	8	3
0	0	0	0	0	0
3	0	1	0	1	1
5	0	0	1	2	2
302	2	22	39	134	105

Morphine Present (Non-Lethal)					
Age of Decedent					
Total	<18	18-25	26-34	35-50	>50
9	0	1	1	1	6
9	0	1	1	2	5
6	0	1	0	1	4
25	0	1	1	9	14
7	0	0	2	0	5
41	1	2	4	19	15
12	0	0	2	5	5
28	2	2	0	5	19
35	0	0	4	11	20
22	1	2	1	6	12
31	0	2	2	6	21
10	0	2	0	4	4
20	0	0	2	3	15
2	0	0	0	0	2
11	1	1	0	3	6
6	0	0	0	3	3
32	0	0	3	7	22
10	0	0	3	3	4
14	0	1	0	3	10
3	0	0	0	2	1
8	0	1	2	3	2
15	0	0	0	6	9
2	0	0	0	1	1
4	0	0	0	1	3
362	5	17	28	104	208

Propoxyphene Deaths January – December 2009

Medical Examiner District & Area of Florida	
District	Area of Florida
1	Pensacola
2	Tallahassee
3	Live Oak
4	Jacksonville
5	Leesburg
6	St. Petersburg
7	Daytona Beach
8	Gainesville
9	Orlando
10	Lakeland
11	Miami
12	Sarasota
13	Tampa
14	Panama City
15	West Palm Bch
16	Florida Keys
17	Ft. Lauderdale
18	Melbourne
19	Ft. Pierce
20	Naples
21	Ft. Myers
22	Port Charlotte
23	St. Augustine
24	Sanford
Statewide Totals	

Total Deaths with Propoxyphene		
Total	Cause	Present
4	1	3
10	0	10
5	0	5
27	4	23
16	3	13
30	7	23
14	0	14
8	0	8
30	1	29
19	4	15
13	1	12
14	3	11
9	6	3
6	2	4
15	3	12
1	0	1
27	10	17
12	1	11
18	4	14
3	2	1
16	4	12
2	0	2
5	2	3
7	1	6
311	59	252

Deaths with Propoxyphene Only		
Total	Cause	Present
1	0	1
8	0	8
0	0	0
10	0	10
2	0	2
4	2	2
1	0	1
4	0	4
9	0	9
5	1	4
2	0	2
3	0	3
3	0	3
2	1	1
4	0	4
0	0	0
3	0	3
0	0	0
4	1	3
0	0	0
3	0	3
2	0	2
1	0	1
2	0	2
73	5	68

Deaths with Propoxyphene in Combination with Other Drugs		
Total	Cause	Present
3	1	2
2	0	2
5	0	5
17	4	13
14	3	11
26	5	21
13	0	13
4	0	4
21	1	20
14	3	11
11	1	10
11	3	8
6	6	0
4	1	3
11	3	8
1	0	1
24	10	14
12	1	11
14	3	11
3	2	1
13	4	9
0	0	0
4	2	2
5	1	4
238	54	184

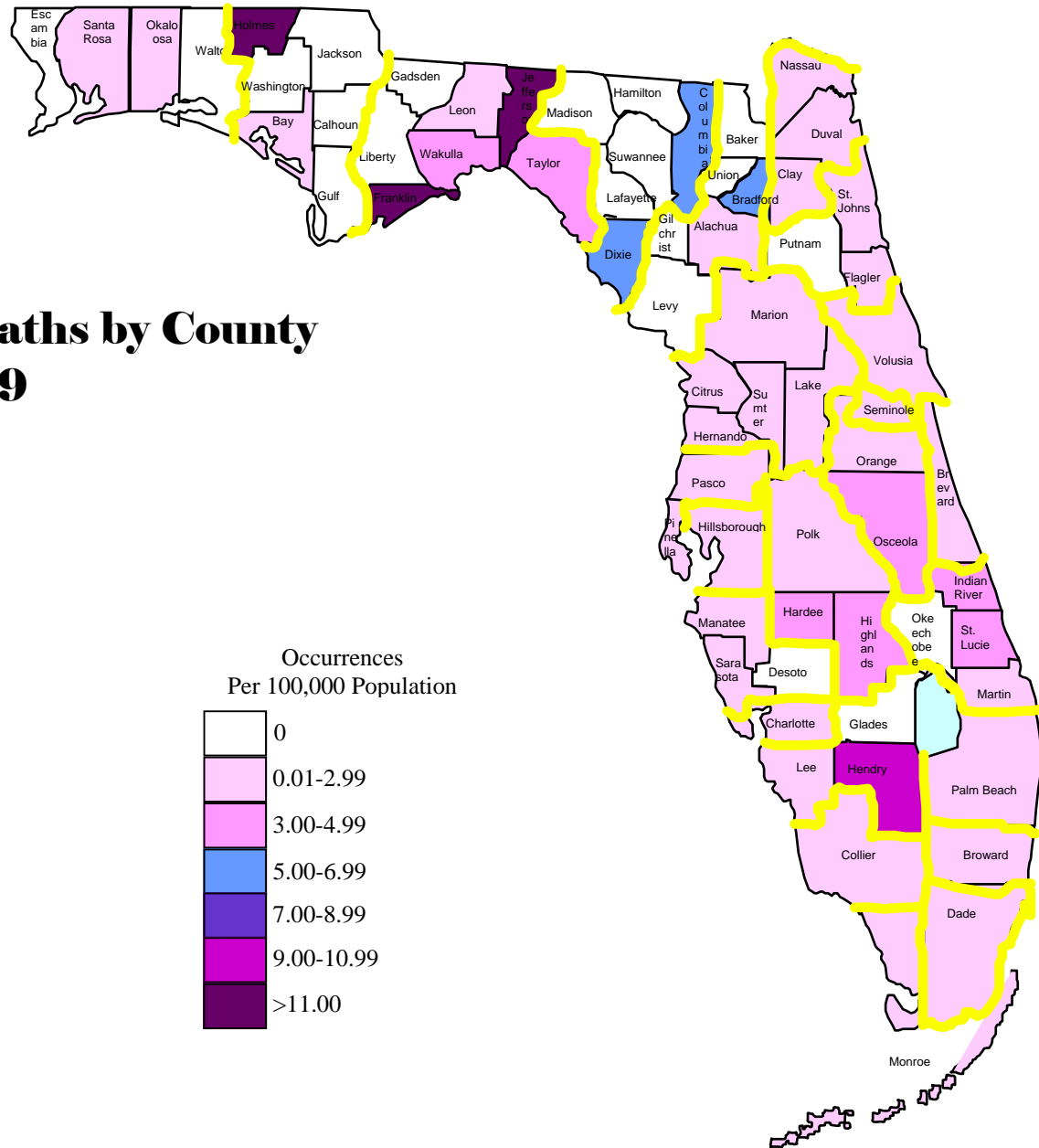
Propoxyphene Deaths by Age January – December 2009

Medical Examiner District and Area of Florida		
District	Area of Florida	Total
1	Pensacola	4
2	Tallahassee	10
3	Live Oak	5
4	Jacksonville	27
5	Leesburg	16
6	St. Petersburg	30
7	Daytona Beach	14
8	Gainesville	8
9	Orlando	30
10	Lakeland	19
11	Miami	13
12	Sarasota	14
13	Tampa	9
14	Panama City	6
15	West Palm Bch	15
16	Florida Keys	1
17	Ft. Lauderdale	27
18	Melbourne	12
19	Ft. Pierce	18
20	Naples	3
21	Ft. Myers	16
22	Port Charlotte	2
23	St. Augustine	5
24	Sanford	7
Statewide Totals		311

Deaths Caused by Propoxyphene (Lethal)						
Age of Decedent						
Total	< 18	18-25	26-34	35-50	>50	
1	0	0	1	0	0	
0	0	0	0	0	0	
0	0	0	0	0	0	
4	0	1	0	2	1	
3	0	0	0	1	2	
7	1	0	0	1	5	
0	0	0	0	0	0	
0	0	0	0	0	0	
1	0	1	0	0	0	
4	0	0	0	1	3	
1	0	0	0	1	0	
3	0	0	0	3	0	
6	0	1	1	2	2	
2	0	0	1	1	0	
3	0	0	1	1	1	
0	0	0	0	0	0	
10	0	0	1	6	3	
1	0	0	0	1	0	
4	0	0	0	3	1	
2	0	1	0	1	0	
4	0	0	0	2	2	
0	0	0	0	0	0	
2	0	0	1	0	1	
1	0	0	0	1	0	
59	1	4	6	27	21	

Propoxyphene Present (Non-Lethal)						
Age of Decedent						
Total	<18	18-25	26-34	35-50	>50	
3	0	0	0	2	1	
10	0	0	0	1	9	
5	0	0	1	2	2	
23	0	2	2	7	12	
13	1	1	1	2	8	
23	0	2	2	8	11	
14	0	0	4	2	8	
8	0	0	2	2	4	
29	0	2	3	9	15	
15	0	1	3	5	6	
12	0	0	2	1	9	
11	0	0	1	1	9	
3	0	0	0	0	3	
4	0	0	1	3	0	
12	0	0	0	3	9	
1	0	0	0	1	0	
17	0	1	1	3	12	
11	0	0	1	4	6	
14	0	0	0	6	8	
1	0	0	0	0	1	
12	0	1	0	6	5	
2	0	0	0	0	2	
3	0	0	1	1	1	
6	0	0	2	2	2	
252	1	10	27	71	143	

Propoxyphene Deaths by County 2009



Cocaine Deaths January – December 2009

Medical Examiner District & Area of Florida	
District	Area of Florida
1	Pensacola
2	Tallahassee
3	Live Oak
4	Jacksonville
5	Leesburg
6	St. Petersburg
7	Daytona Beach
8	Gainesville
9	Orlando
10	Lakeland
11	Miami
12	Sarasota
13	Tampa
14	Panama City
15	West Palm Bch
16	Florida Keys
17	Ft. Lauderdale
18	Melbourne
19	Ft. Pierce
20	Naples
21	Ft. Myers
22	Port Charlotte
23	St. Augustine
24	Sanford
Statewide Totals	

Total Deaths with Cocaine		
Total	Cause	Present
33	16	17
30	2	28
16	2	14
125	34	91
56	32	24
139	72	67
58	2	56
39	14	25
145	45	100
35	17	18
155	25	130
59	31	28
54	24	30
20	4	16
126	59	67
14	4	10
135	69	66
59	36	23
35	11	24
21	3	18
48	12	36
9	1	8
19	5	14
32	9	23
1,462	529	933

Deaths with Cocaine Only		
Total	Cause	Present
5	3	2
6	0	6
2	1	1
28	10	18
12	6	6
16	8	8
6	0	6
9	2	7
35	11	24
10	7	3
50	3	47
12	6	6
18	9	9
4	0	4
22	9	13
4	2	2
30	14	16
11	7	4
6	3	3
4	1	3
5	2	3
1	1	0
4	0	4
3	2	1
303	107	196

Deaths with Cocaine in Combination with Other Drugs		
Total	Cause	Present
28	13	15
24	2	22
14	1	13
97	24	73
44	26	18
123	64	59
52	2	50
30	12	18
110	34	76
25	10	15
105	22	83
47	25	22
36	15	21
16	4	12
104	50	54
10	2	8
105	55	50
48	29	19
29	8	21
17	2	15
43	10	33
8	0	8
15	5	10
29	7	22
1,159	422	737

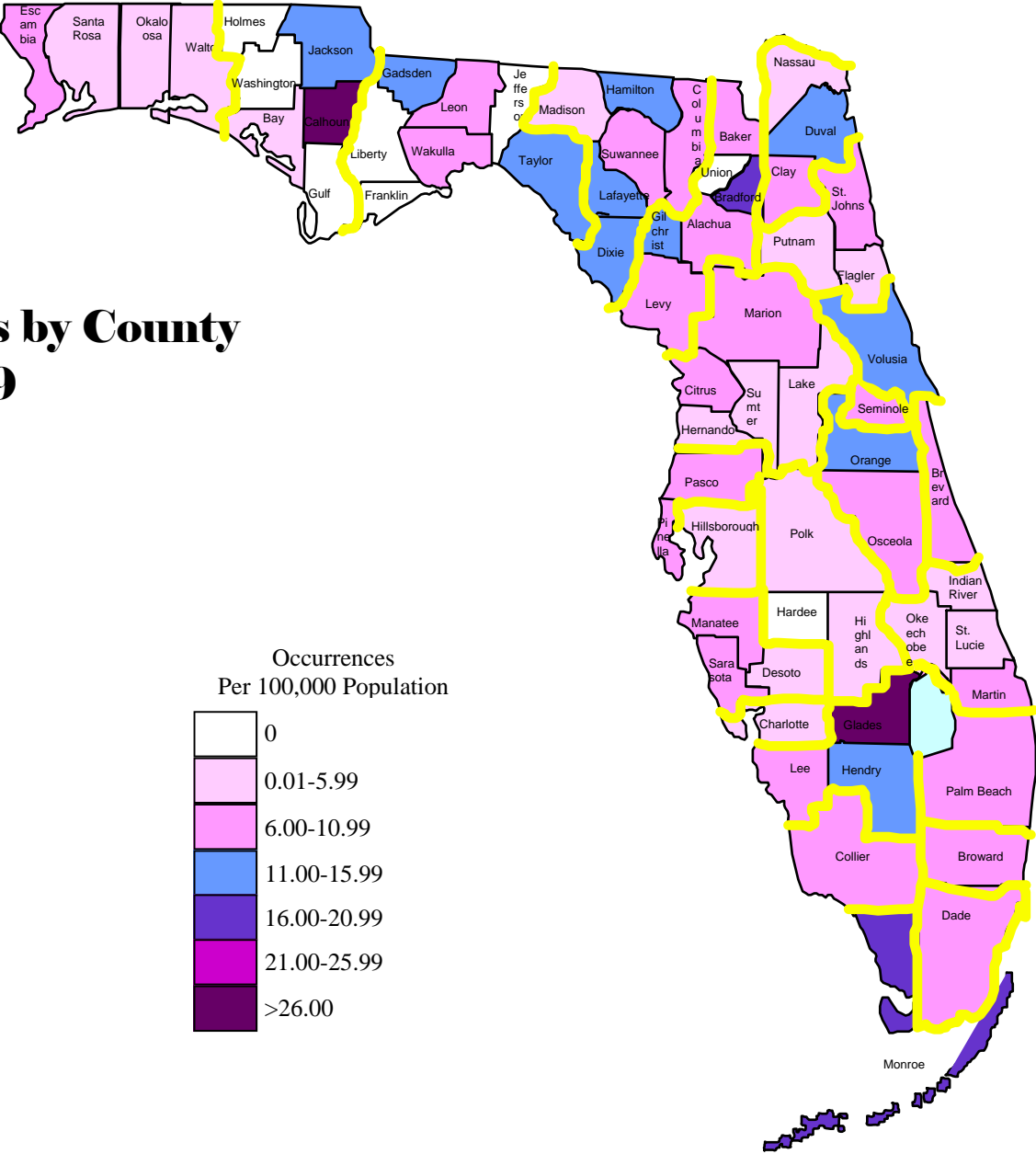
Cocaine Deaths by Age January – December 2009

Medical Examiner District and Area of Florida		
District	Area of Florida	Total
1	Pensacola	33
2	Tallahassee	30
3	Live Oak	16
4	Jacksonville	125
5	Leesburg	56
6	St. Petersburg	139
7	Daytona Beach	58
8	Gainesville	39
9	Orlando	145
10	Lakeland	35
11	Miami	155
12	Sarasota	59
13	Tampa	54
14	Panama City	20
15	West Palm Bch	126
16	Florida Keys	14
17	Ft. Lauderdale	135
18	Melbourne	59
19	Ft. Pierce	35
20	Naples	21
21	Ft. Myers	48
22	Port Charlotte	9
23	St. Augustine	19
24	Sanford	32
Statewide Totals		1,462

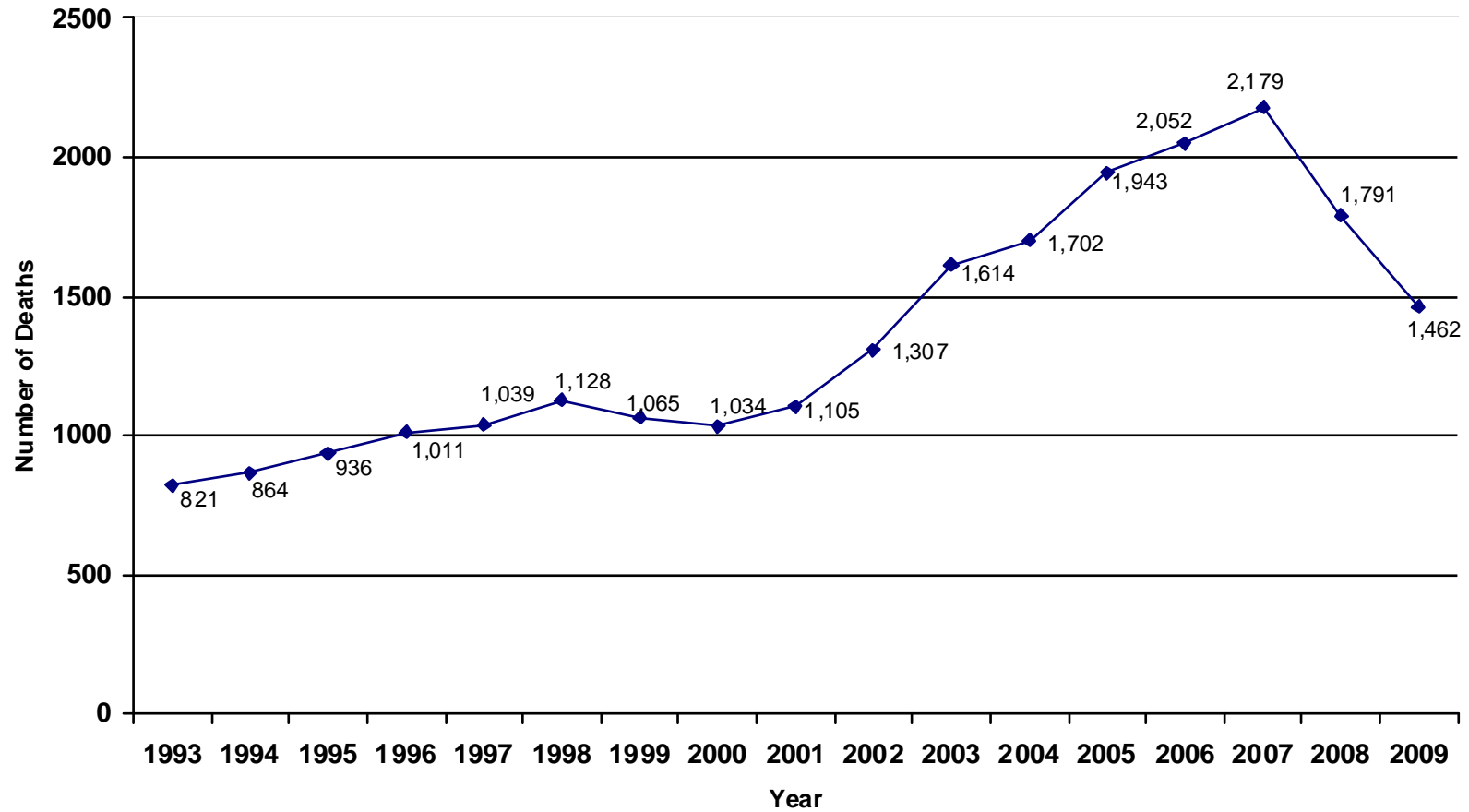
Deaths Caused by Cocaine (Lethal)						
Age of Decedent						
Total	< 18	18-25	26-34	35-50	>50	
16	0	1	2	8	5	
2	0	0	0	2	0	
2	0	0	0	2	0	
34	0	5	6	16	7	
32	0	4	7	13	8	
72	0	5	17	29	21	
2	0	0	0	2	0	
14	0	0	2	5	7	
45	0	3	9	22	11	
17	0	2	4	3	8	
25	0	3	6	14	2	
31	1	5	6	11	8	
24	0	3	6	9	6	
4	0	0	0	3	1	
58	0	8	5	31	14	
4	0	0	2	0	2	
69	1	4	15	30	19	
36	0	3	9	13	11	
11	0	0	3	6	2	
3	0	0	3	0	0	
12	0	1	4	7	0	
1	0	0	1	0	0	
5	0	0	3	1	1	
9	0	1	2	4	2	
528	2	48	112	231	135	

Cocaine Present (Non-Lethal)						
Age of Decedent						
Total	<18	18-25	26-34	35-50	>50	
17	0	5	2	9	1	
28	0	2	7	13	6	
14	0	2	4	5	3	
91	0	16	17	44	14	
24	1	6	3	10	4	
67	1	6	10	36	14	
56	0	9	17	22	8	
25	0	3	2	15	5	
100	1	15	20	50	14	
18	1	4	2	10	1	
130	0	19	28	46	37	
28	0	5	7	13	3	
30	0	5	10	5	10	
16	0	2	5	7	2	
67	0	10	14	34	9	
10	0	0	2	4	4	
66	0	9	17	30	10	
23	0	1	5	11	6	
24	0	2	7	8	7	
18	2	2	6	7	1	
36	0	6	14	15	1	
8	0	0	1	5	2	
14	0	4	3	6	1	
23	0	2	8	11	2	
933	6	135	211	416	165	

Cocaine Deaths by County 2009



Cocaine Deaths by Year (Lethal and Non-Lethal) 1993 – 2009



15 Year Study of Cocaine-Related Deaths Reported by Medical Examiners (Lethal and Non-Lethal)

District	Area of Florida	1995	1996	1997	1998	1999	2000	2001	2002	2003	2004	2005	2006	2007	2008	2009
1	Pensacola	11	24	15	18	22	23	23	37	46	59	69	78	76	56	33
2	Tallahassee	21	24	11	29	28	26	28	33	43	38	58	51	40	27	30
3	Live Oak	8	6	8	8	7	4	8	7	13	22	19	16	10	13	16
4	Jacksonville	76	71	81	86	100	101	108	148	184	205	195	246	248	165	125
5	Leesburg	25	22	27	23	19	35	38	47	56	69	60	21	45	67	56
6	St. Petersburg	55	32	41	52	58	75	81	89	116	150	138	185	173	154	139
7	Daytona Beach	21	12	31	26	8	24	37	35	42	43	77	64	84	51	58
8	Gainesville	16	18	18	19	15	17	12	15	45	43	48	47	42	32	39
9	Orlando	75	87	93	112	103	109	94	116	124	136	165	178	190	179	145
10	Lakeland	26	24	24	34	27	21	33	30	43	46	75	53	41	40	35
11	Miami	250	330	266	273	226	144	149	151	189	160	162	182	281	201	155
12	Sarasota	27	23	30	29	26	38	39	46	83	69	83	106	105	75	59
13	Tampa	65	58	83	72	80	52	56	79	81	108	115	130	158	146	54
14	Panama City	4	4	6	20	19	19	20	24	31	22	24	32	31	17	20
15	West Palm Bch	83	72	66	69	73	103	125	113	147	151	197	191	168	143	126
16	Florida Keys	9	6	11	12	20	12	14	16	11	10	18	16	27	15	14
17	Ft. Lauderdale	71	83	121	135	139	80	94	121	138	120	136	150	157	146	135
18	Melbourne	13	26	15	30	23	42	35	48	66	62	84	80	62	68	59
19	Ft. Pierce	22	22	11	22	21	37	39	33	33	43	58	45	46	47	35
20	Naples	10	9	11	8	14	15	17	23	15	21	24	34	29	15	21
21	Ft. Myers	16	32	37	20	27	35	27	55	68	84	78	96	79	67	48
22	Port Charlotte	1	0	3	4	3	6	6	5	3	10	14	14	19	14	9
23	St. Augustine	13	11	13	9	4	2	7	23	24	20	24	17	33	27	19
24	Sanford	18	15	17	18	3	14	15	13	13	11	22	20	35	26	32
Statewide Total		936	1,011	1,039	1,128	1,065	1,034	1,105	1,307	1,614	1,702	1,943	2,052	2,179	1,791	1,462

Heroin Deaths January – December 2009

Medical Examiner District & Area of Florida	
District	Area of Florida
1	Pensacola
2	Tallahassee
3	Live Oak
4	Jacksonville
5	Leesburg
6	St. Petersburg
7	Daytona Beach
8	Gainesville
9	Orlando
10	Lakeland
11	Miami
12	Sarasota
13	Tampa
14	Panama City
15	West Palm Bch
16	Florida Keys
17	Ft. Lauderdale
18	Melbourne
19	Ft. Pierce
20	Naples
21	Ft. Myers
22	Port Charlotte
23	St. Augustine
24	Sanford
Statewide Totals	

Total Deaths with Heroin		
Total	Cause	Present
2	2	0
0	0	0
0	0	0
4	2	2
1	1	0
9	8	1
3	2	1
0	0	0
24	22	2
2	1	1
30	26	4
4	3	1
2	1	1
0	0	0
7	6	1
1	1	0
8	7	1
2	2	0
1	1	0
0	0	0
9	8	1
1	1	0
0	0	0
1	1	0
0	0	0
1	1	0
0	0	0
1	1	0
0	0	0
1	1	0
111	95	16

Deaths with Heroin Only		
Total	Cause	Present
0	0	0
0	0	0
0	0	0
0	0	0
0	0	0
0	0	0
0	0	0
0	0	0
1	1	0
1	1	0
4	4	0
0	0	0
1	0	1
0	0	0
1	1	0
0	0	0
0	0	0
0	0	0
2	1	1
0	0	0
0	0	0
0	0	0
2	1	1
0	0	0
0	0	0
0	0	0
0	0	0
10	8	2

Deaths with Heroin in Combination with Other Drugs		
Total	Cause	Present
2	2	0
0	0	0
0	0	0
4	2	2
1	1	0
9	8	1
3	2	1
0	0	0
23	21	2
1	0	1
26	22	4
4	3	1
1	1	0
0	0	0
6	5	1
1	1	0
8	7	1
2	2	0
1	1	0
0	0	0
7	7	0
1	1	0
0	0	0
1	1	0
101	87	14

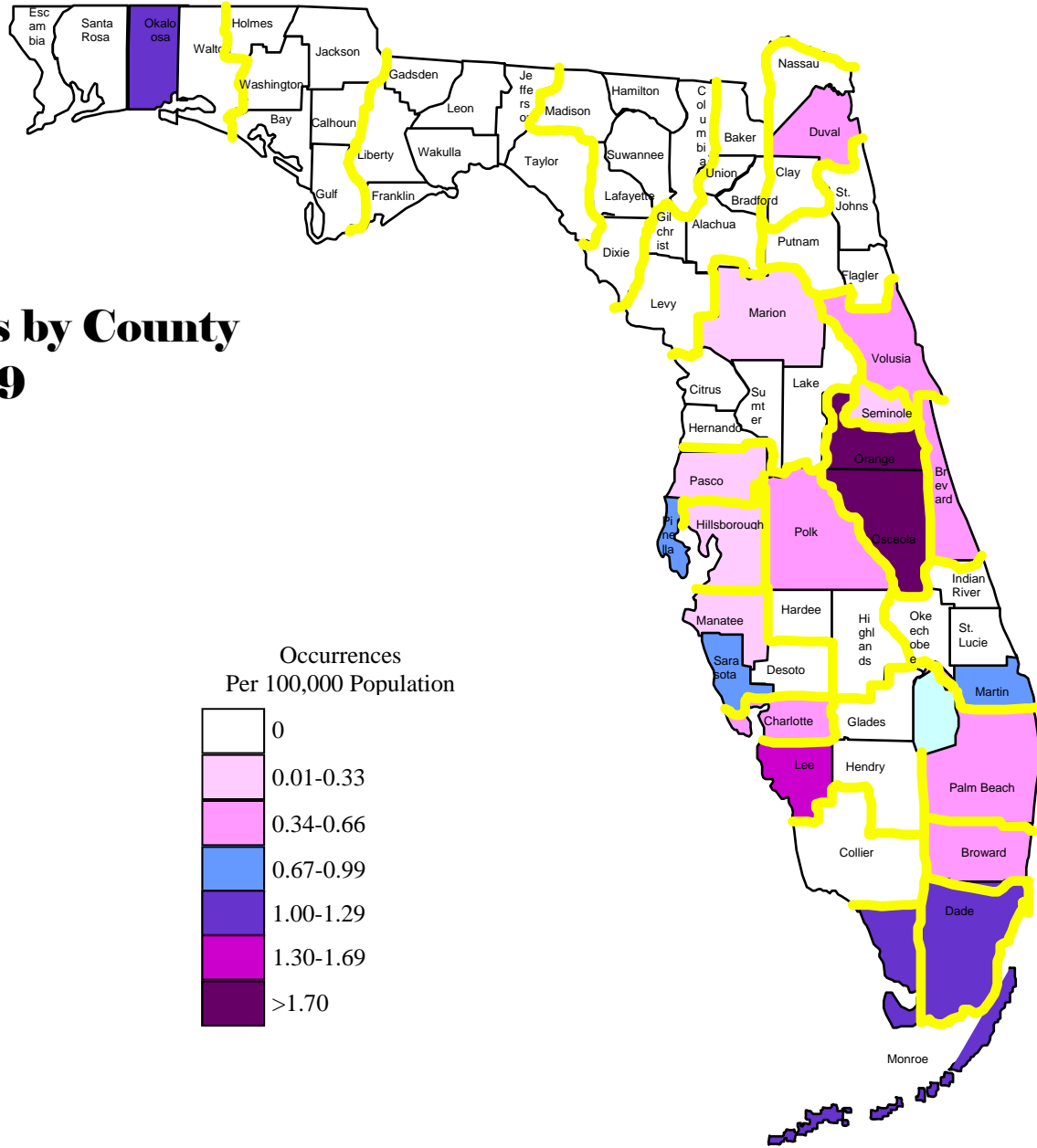
Heroin Deaths by Age January – December 2009

Medical Examiner District and Area of Florida		
District	Area of Florida	Total
1	Pensacola	2
2	Tallahassee	0
3	Live Oak	0
4	Jacksonville	4
5	Leesburg	1
6	St. Petersburg	9
7	Daytona Beach	3
8	Gainesville	0
9	Orlando	24
10	Lakeland	2
11	Miami	30
12	Sarasota	4
13	Tampa	2
14	Panama City	0
15	West Palm Bch	7
16	Florida Keys	1
17	Ft. Lauderdale	8
18	Melbourne	2
19	Ft. Pierce	1
20	Naples	0
21	Ft. Myers	9
22	Port Charlotte	1
23	St. Augustine	0
24	Sanford	1
Statewide Totals		111

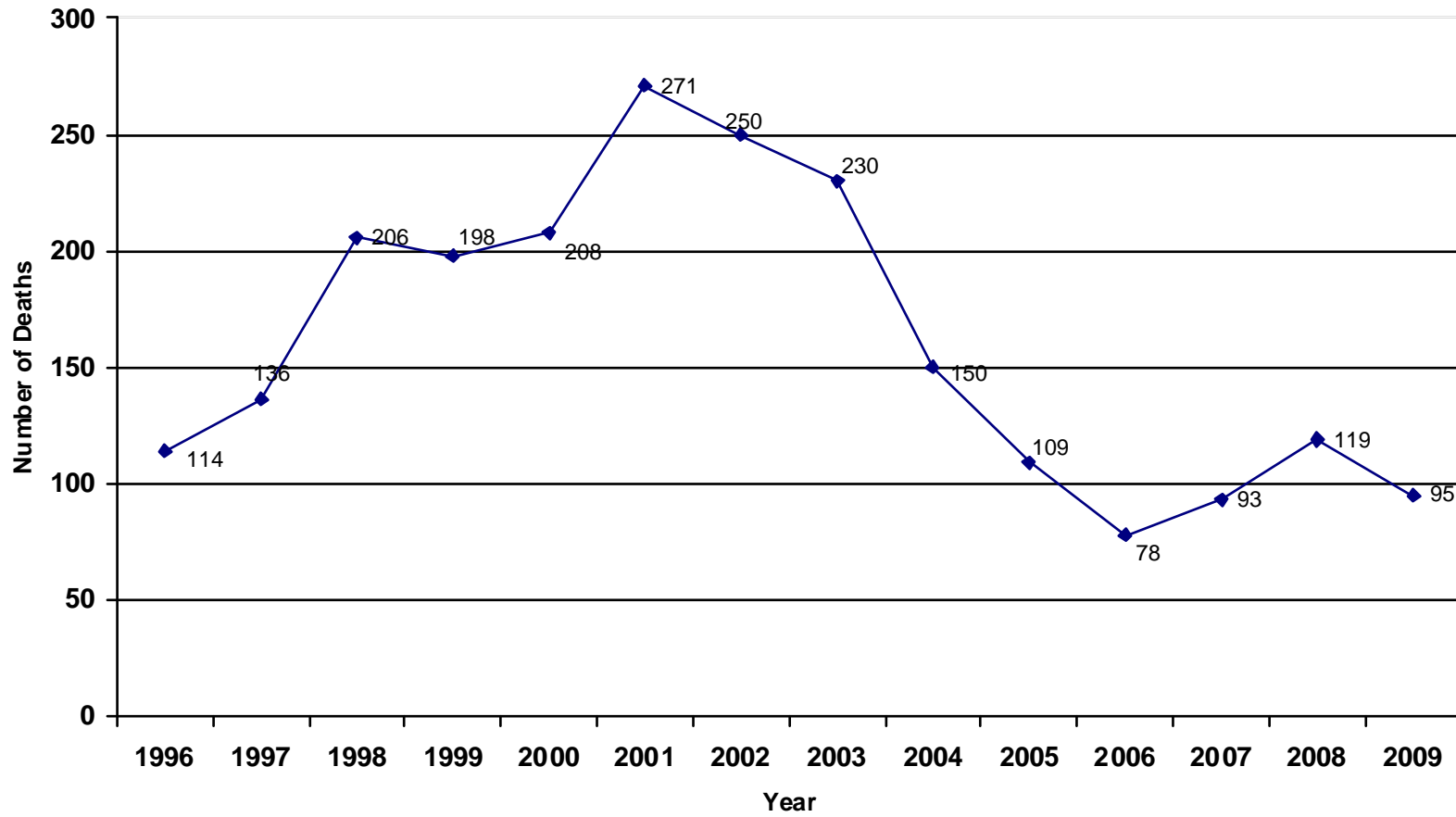
Deaths Caused by Heroin (Lethal)						
Age of Decedent						
Total	< 18	18-25	26-34	35-50	>50	
2	0	0	0	1	1	
0	0	0	0	0	0	
0	0	0	0	0	0	
2	0	0	1	0	1	
1	0	0	0	0	1	
8	0	2	1	4	1	
2	0	0	0	2	0	
0	0	0	0	0	0	
22	0	1	11	10	0	
1	0	0	1	0	0	
26	0	0	8	12	6	
3	0	0	2	1	0	
1	0	0	0	1	0	
0	0	0	0	0	0	
6	0	2	1	3	0	
1	0	0	0	1	0	
7	0	0	1	3	3	
2	0	1	0	1	0	
1	0	0	0	1	0	
0	0	0	0	0	0	
8	0	2	1	5	0	
1	0	0	0	1	0	
0	0	0	0	0	0	
1	0	0	0	1	0	
95	0	8	27	47	13	

Heroin Present (Non-Lethal)						
Age of Decedent						
Total	<18	18-25	26-34	35-50	>50	
0	0	0	0	0	0	
0	0	0	0	0	0	
0	0	0	0	0	0	
2	0	0	0	2	0	
0	0	0	0	0	0	
1	0	0	0	1	0	
1	0	0	1	0	0	
0	0	0	0	0	0	
2	0	0	1	0	1	
1	0	1	0	0	0	
4	0	1	0	2	1	
1	0	0	0	0	1	
1	0	0	0	1	0	
0	0	0	0	0	0	
1	0	0	1	0	0	
0	0	0	0	0	0	
0	0	0	0	0	0	
0	0	0	0	0	0	
1	0	0	0	1	0	
0	0	0	0	0	0	
0	0	0	0	0	0	
0	0	0	0	0	0	
0	0	0	0	0	0	
0	0	0	0	0	0	
16	0	2	4	7	3	

Heroin Deaths by County 2009



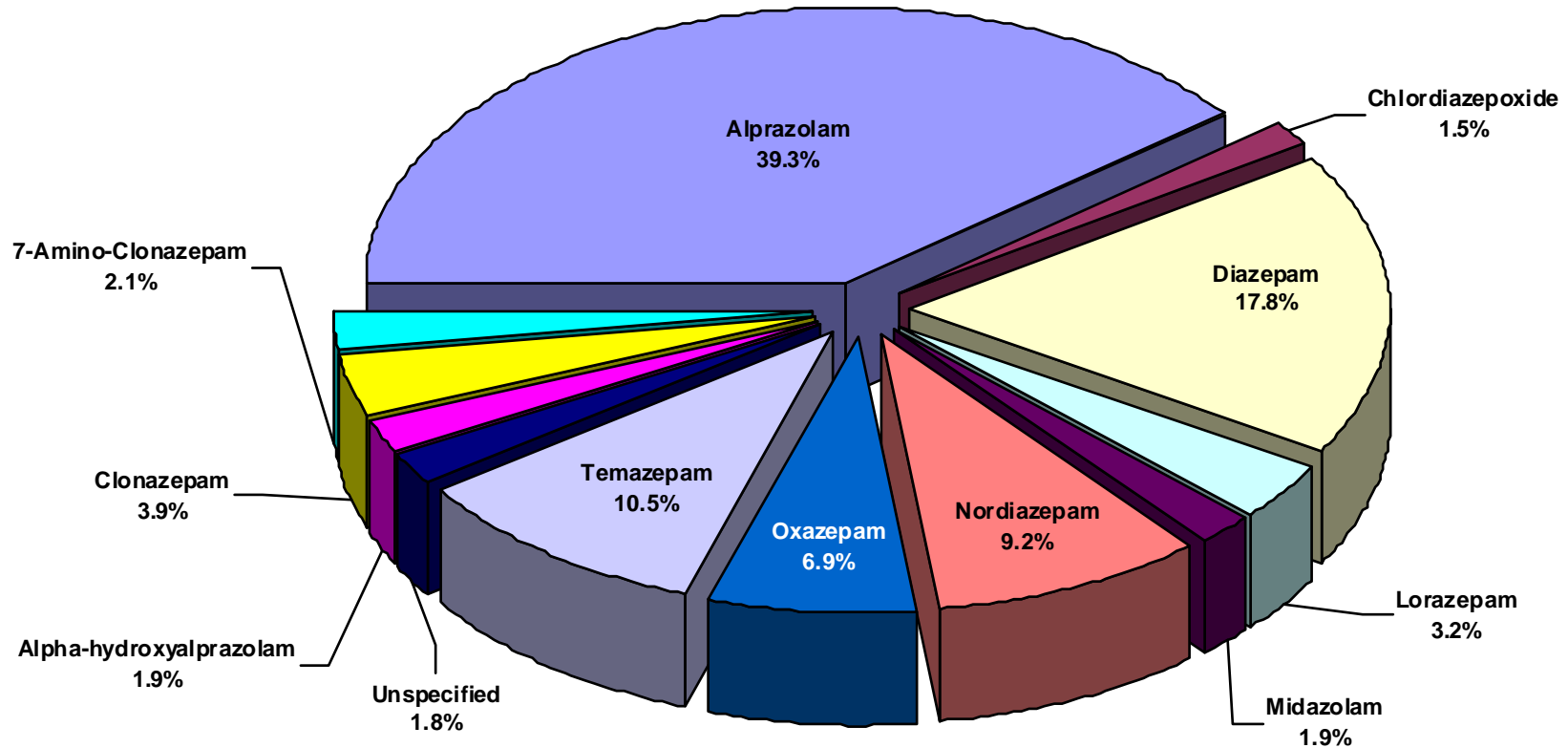
Deaths Caused by Heroin by Year 1996 - 2009



Historical View of Heroin Deaths (Lethal)

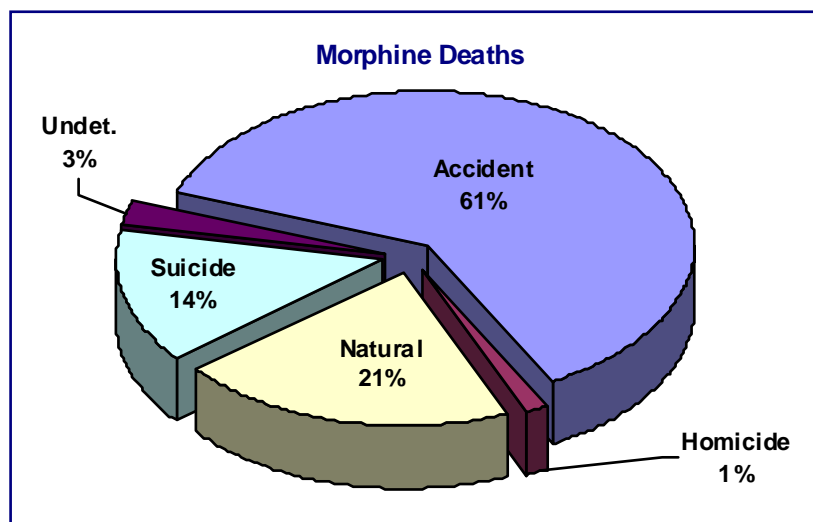
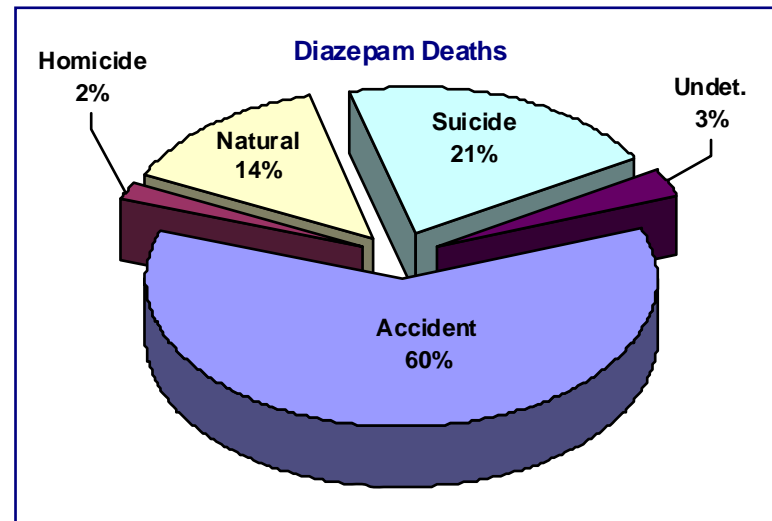
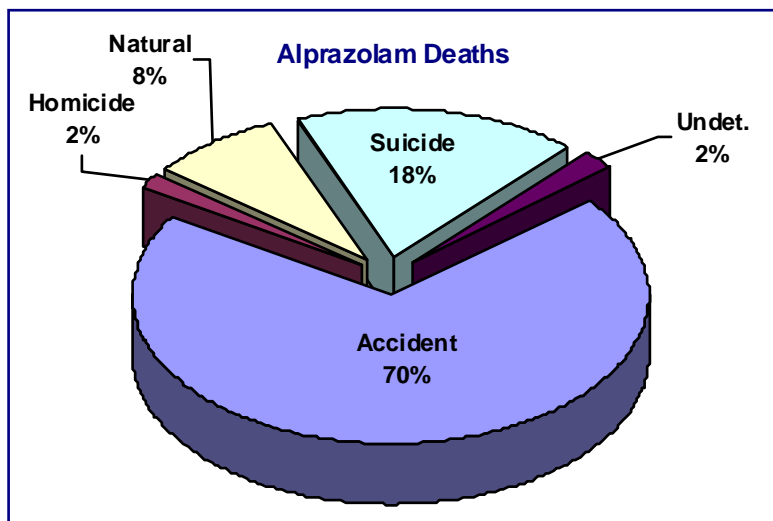
District	Area of Florida	1996	1997	1998	1999	2000	2001	2002	2003	2004	2005	2006	2007	2008	2009
1	Pensacola	1	0	0	0	0	1	0	0	0	0	1	0	1	2
2	Tallahassee	0	0	1	0	0	0	0	0	0	0	0	0	0	0
3	Live Oak	0	0	0	0	0	0	0	0	0	0	0	0	0	0
4	Jacksonville	2	5	0	5	4	10	8	5	4	3	4	6	3	2
5	Leesburg	0	0	0	2	3	1	4	2	1	0	0	0	5	1
6	St. Petersburg	7	6	10	8	17	24	31	22	14	12	6	11	3	8
7	Daytona Beach	1	4	4	0	6	1	2	2	2	0	1	1	0	2
8	Gainesville	5	0	2	0	0	0	0	0	0	0	0	0	0	0
9	Orlando	30	16	36	42	30	34	22	33	20	15	7	16	16	22
10	Lakeland	0	0	1	3	1	0	2	0	1	2	0	0	0	1
11	Miami	31	52	61	48	61	32	36	28	18	19	12	19	33	26
12	Sarasota	0	0	0	1	7	3	3	18	14	8	14	3	18	3
13	Tampa	3	6	13	19	21	34	33	18	14	6	7	10	5	1
14	Panama City	0	0	0	0	2	0	0	0	0	0	0	1	0	0
15	West Palm Bch	11	11	19	12	15	57	36	27	26	17	8	10	6	6
16	Florida Keys	0	0	2	5	0	3	4	0	1	0	1	0	1	1
17	Ft. Lauderdale	14	19	37	35	17	51	38	43	22	17	11	3	13	7
18	Melbourne	2	4	1	6	5	6	7	8	3	2	1	1	1	2
19	Ft. Pierce	0	2	3	1	1	3	2	3	3	1	3	3	3	1
20	Naples	0	3	4	3	3	3	9	3	0	1	1	1	1	0
21	Ft. Myers	3	6	3	7	10	5	7	12	4	0	1	4	7	8
22	Port Charlotte	1	0	0	0	1	0	4	0	1	3	0	0	0	1
23	St. Augustine	0	0	0	0	0	0	1	0	0	0	0	0	0	0
24	Sanford	3	2	9	1	4	3	1	6	2	3	0	4	3	1
Statewide Totals		114	136	206	198	208	271	250	230	150	109	78	93	119	95

Frequency of Occurrence of Benzodiazepines January – December 2009

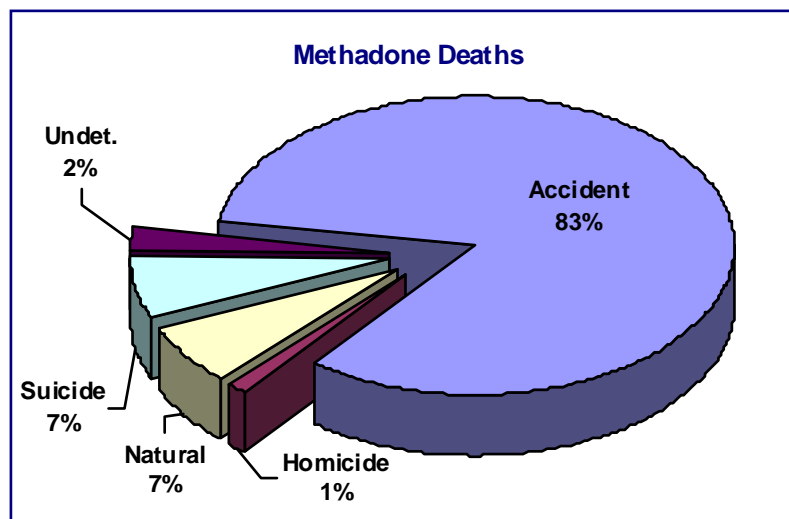
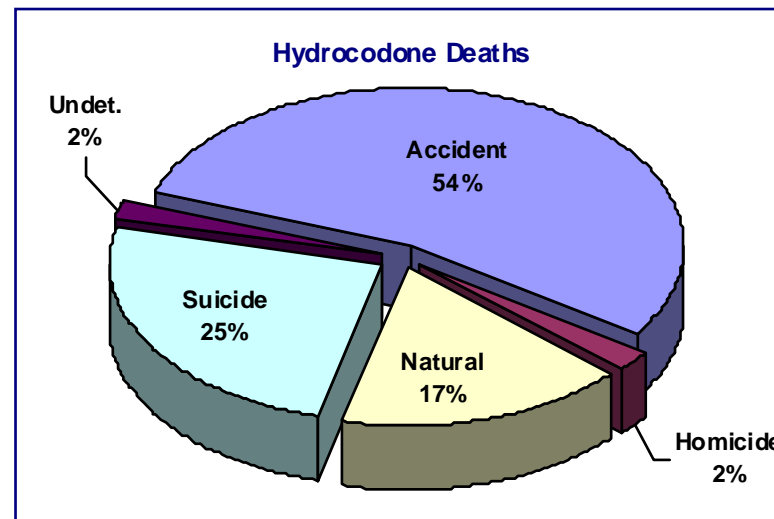
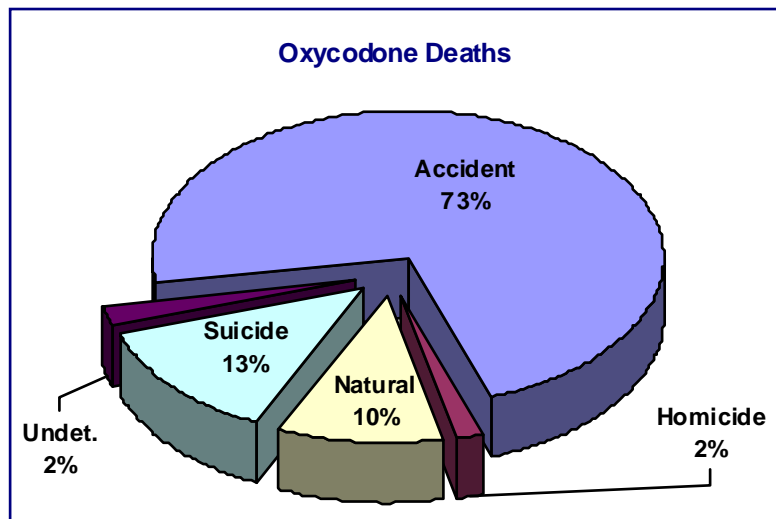


Note: Desalkylflurazepam, Estazolam, Hydroxyalprazolam, Flurazepam, and Triazolam constituted less than 1% of the drug frequencies.


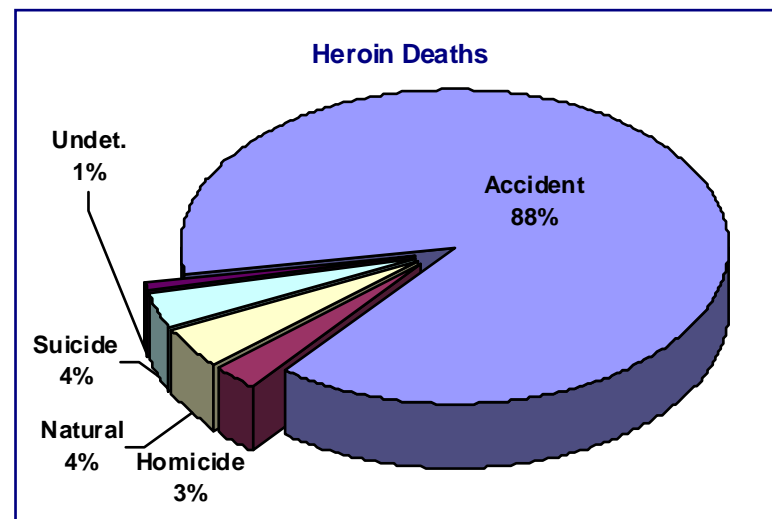
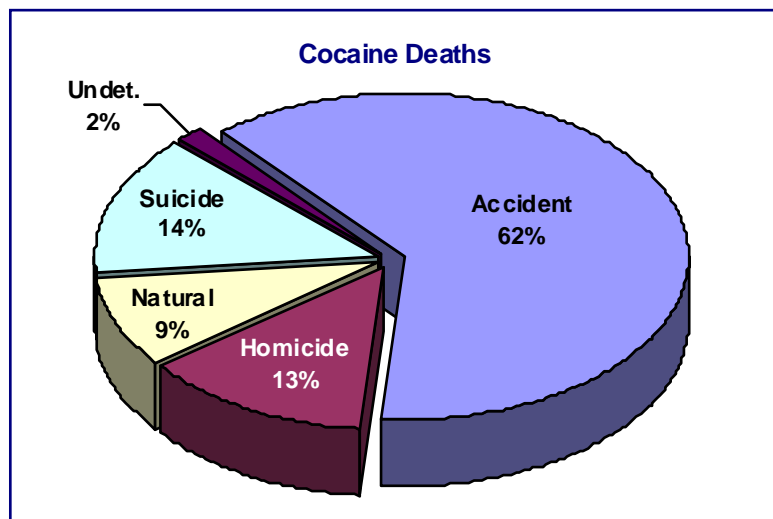
Manners of Death for Cases Reported (Accidental, Homicide, Natural, Suicide or Undetermined)



Manners of Death for Cases Reported (Accidental, Homicide, Natural, Suicide or Undetermined)



Manners of Death for Cases Reported (Accidental, Homicide, Natural, Suicide or Undetermined)



Glossary

Benzodiazepine – A family of sedative-hypnotic drugs indicated for the treatment of stress, anxiety, seizures and alcohol withdrawal. Benzodiazepines are often referred to as “minor tranquilizers.” Xanax (Alprazolam) and Valium (Diazepam) are the most commonly prescribed drugs in this drug class.

Buprenorphine – A semi-synthetic opioid known as Buprenex, Suboxone, and Subutex indicated for the treatment of opioid addiction and moderate to severe pain.

Cannabinoids – A series of compounds found in the marijuana plant, the most psychoactive of which is THC, a strong, illicit hallucinogen. Street names for this drug are often associated with a geographic area from which it came but also include generic names like “ganja”, “MJ”, “ragweed”, “reefer” and “grass.”

Carisoprodol – Muscle relaxant indicated for the treatment of pain, muscle spasms and limited mobility. It is often abused in conjunction with analgesics for enhanced euphoric effect. It is marketed as Soma.

Cocaine – An illicit stimulant. Powdered cocaine goes by many street names including “C”, “blow”, “snow” and “nose candy”, while freebase cocaine is mostly commonly known as “crack.”

Difluoroethane – It is commonly found in electronic cleaning products, and many consumer aerosol products.

Ethyl Alcohol – Alcohol or ethanol.

Fentanyl – Synthetic narcotic analgesic (pain killer) used in the Duragesic transdermal patch. Also available in a solid “lollypop” sold under the brand name Actiq.

Gamma-Hydroxybutyric Acid (GHB) – A depressant, also known as a “date rape” drug. GHB often goes by the street name “easy lay”, “scoop”, “liquid X”, “Georgia home boy” and “grievous bodily harm.”

Heroin – An illicit narcotic derivative. It is a semi-synthetic product of opium. Heroin also has multiple street names including “H”, “hombre” and “smack.”

Hydrocodone – A narcotic analgesic (pain killer). Vicodin and Lortab are two common drugs containing hydrocodone.

Hydromorphone – A narcotic analgesic (pain killer) used to treat moderate to severe pain. Marketed under the trade name Dilaudid, it is two to eight times more potent than morphine. Commonly used by abusers as a substitute for heroin.

Ketamine – An animal tranquilizer and a chemical relative of PCP. Street names for this drug include “special K”, “vitamin K” and “cat valium.”

Glossary (continued)

Meperidine – A synthetic narcotic analgesic (pain killer) sold under the trade name Demerol, it is used for pre-anesthesia and the relief of moderate to severe pain.

Methadone – A synthetic narcotic analgesic (pain killer) commonly associated with Heroin detoxification and maintenance programs but it is also prescribed to treat severe pain. It has been increasingly prescribed in place of oxycodone for pain management. Dolophine is one form of methadone.

Methylated Amphetamines – Includes such drugs as methamphetamine (stimulant) and MDMA (Ecstasy – which is a hallucinogen). Ecstasy has multiple street names including “E”, “XTC”, “love drug”, and “clarity”. MDMA is often also known by a large variety of embossed logos on the pills such as “Mitsubishis” and “Killer Bees”. Methamphetamine is also known as “meth”, “crank”, “speed” and “tina”.

Morphine – A narcotic analgesic (pain killer) used to treat moderate to severe pain. MS (Morphine Sulfate), Kadian, and MS-Contin are the tablet forms, Roxanol is the liquid form.

Nitrous Oxide (N₂O) – Also known as “laughing gas,” this is an inhalant (gas) that produces light anesthesia and analgesia. “Whippets” are a common form of nitrous oxide.

Oxycodone – A narcotic analgesic (pain killer). OxyContin is one form of this drug and goes by the street name “OC”. Percocet, Percodan, Roxicet, Tylox, and Roxicodone also contain Oxycodone.

Oxymorphone – A narcotic analgesic (pain killer). Prescribed as Opana, Numorphan, and Numorphone.

Phencyclidine (PCP) – An illicit dissociative anesthetic/hallucinogen. Common street names for this drug include “angel dust”, “ace”, “DOA” and “wack”.

Propoxyphene – A synthetic narcotic analgesic (pain killer) used for mild to moderate pain. A chemical cousin to methadone, it is marketed under the trade name Darvon and Darvocet when mixed with acetaminophen.

Rohypnol – Commonly referred to as a “date rape” drug. It is a sedative-hypnotic drug in the Benzodiazepine class. It often goes by the street name “roofies”.

Tramadol – A synthetic narcotic analgesic sold under the trade name Ultram and Ultracet. Indications include the treatment of moderate to severe pain. It is a chemical analogue to Codeine. Not currently a scheduled drug.

Zolpidem – A prescription medication used for the short-term treatment of insomnia. Commonly known as Ambien.