



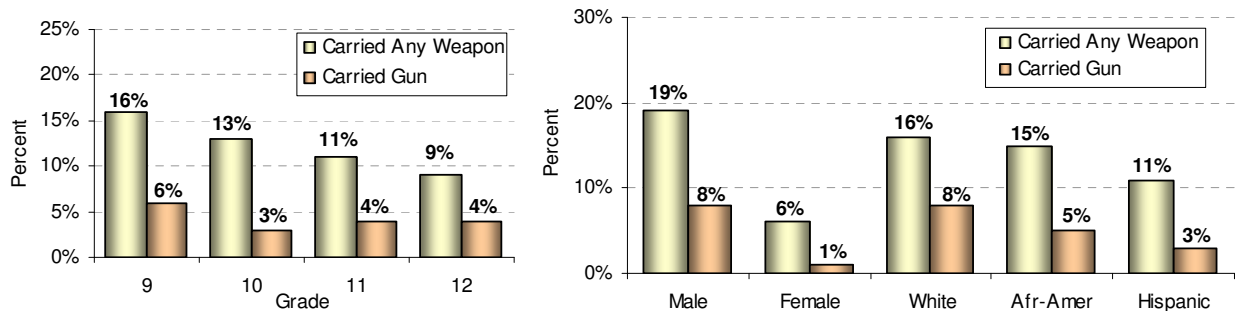
Apr 2007

Youth Risk Behavior Survey: Violence-related Behaviors Miami-Dade County High School Students, 2005

MIAMI-DADE COUNTY INJURY FACTS

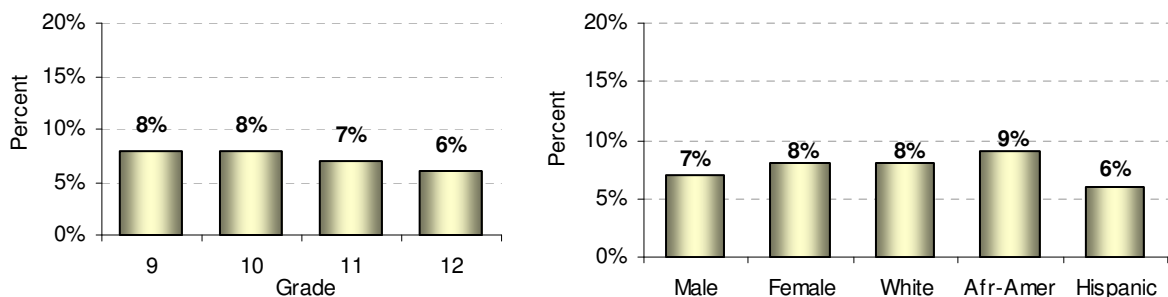
The Youth Risk Behavior Survey (YRBS) was developed by the Centers for Disease Control and Prevention to monitor health-risk behaviors known to be related to injury and social problems of America's youth. The survey is conducted every other year at the national, state and local levels and provides information about the prevalence of selected health-risk behaviors among youth. Locally, the YRBS is administered by the Office of Program Evaluation at the Miami-Dade County Public Schools. Results from the YRBS can identify problem areas, monitor trends and be used to evaluate the impact of programs that address those needs. This report presents the 2005 results regarding violence-related behaviors for students in senior high schools (grades 9-12).

Percentage of Students Who Carried a Weapon Such as a Gun, Knife, or Club in the Past 30 Days



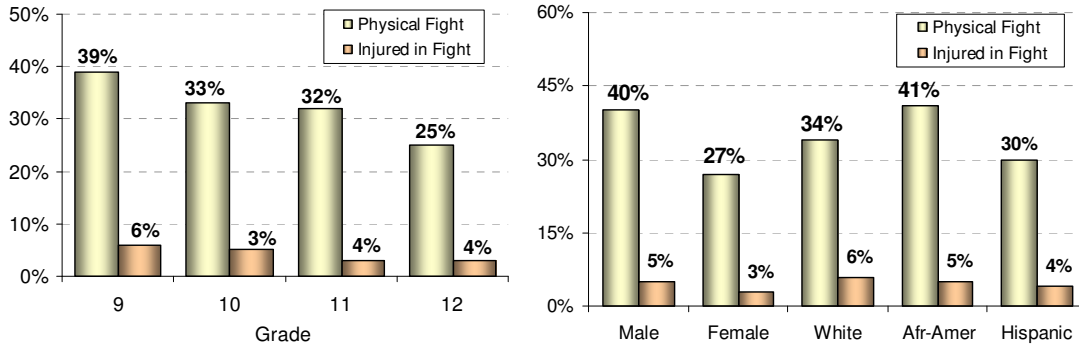
- Overall, 1 in 8 high school students (12%) reported they carried any type of weapon within the past month and the prevalence of specifically carrying a firearm was 4% overall. Self-reported carrying of both any weapon and firearms was most prevalent among 9th grade students.
- Males were more three times more likely than females to carry a weapon and eight times more likely to carry a gun. White students had a higher reported rate of carrying a gun (8%) than African-Americans (5%) or Hispanic students (3%).

Percentage of Students Who Did Not Attend School One or More Days Because They Felt Unsafe at School or on the Way to School in the Past 30 Days



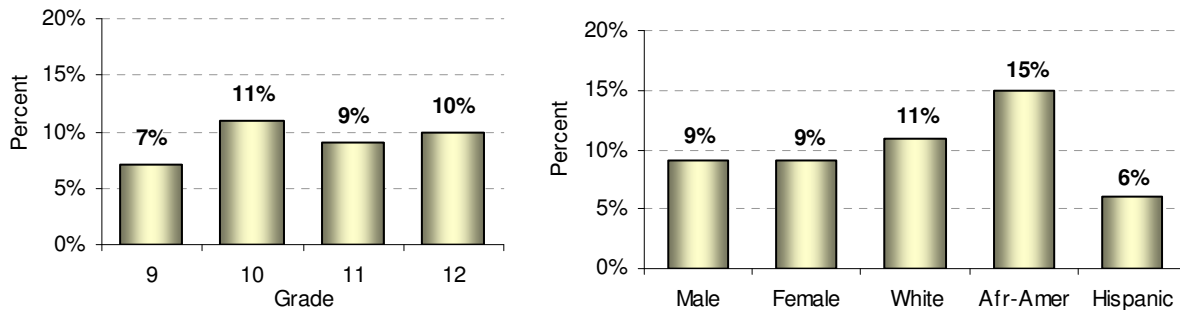
- Approximately 1 in every 14 students (7%) reported that they had missed school within the past month because they felt unsafe at school or when traveling to school. This percentage was consistent across all grades, gender, race and ethnicity.

Percentage of Students Who Were in a Physical Fight in the Past 12 Months and Percentage Who Needed Treatment by a Doctor/Nurse for Injuries from Fighting



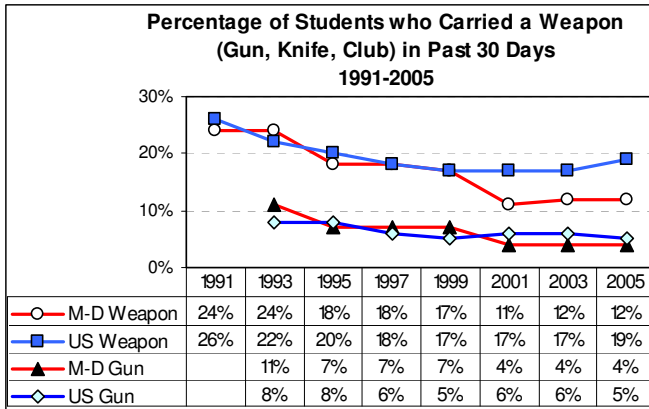
- More than 1/3 of high students reported being involved in a physical fight within the past year. Fighting was most common among 9th grade students (39%), males (40%) and African-Americans (41%).
- Four percent of high school students reported that they suffered a medically-treated injury within the past year as a result of being involved a fight, with no differences across grades, gender, race or ethnicity.

Percentage of Students Who Were Hit, Slapped, or Hurt by a Boyfriend or Girlfriend in the Past 12 Months



- One in 10 students in the 10th-12th grades reported they were a victim of physical dating violence within the past year.
- The percent of reported dating violence was similar for both male and female students.
- African-American students reported the highest rate of dating violence (15%) and were significantly higher than Hispanic students who had the lowest reported rate (6%).

Comparison of Miami-Dade County with National Percentages



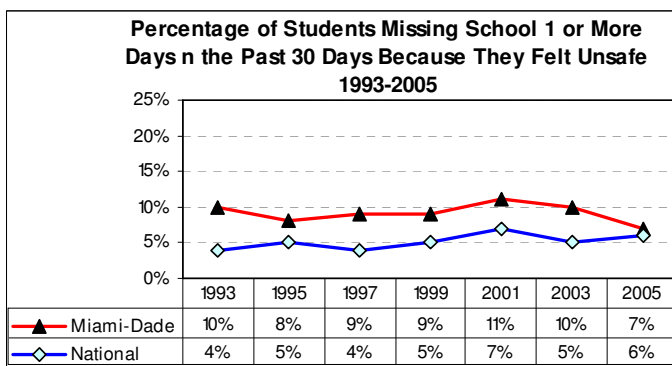
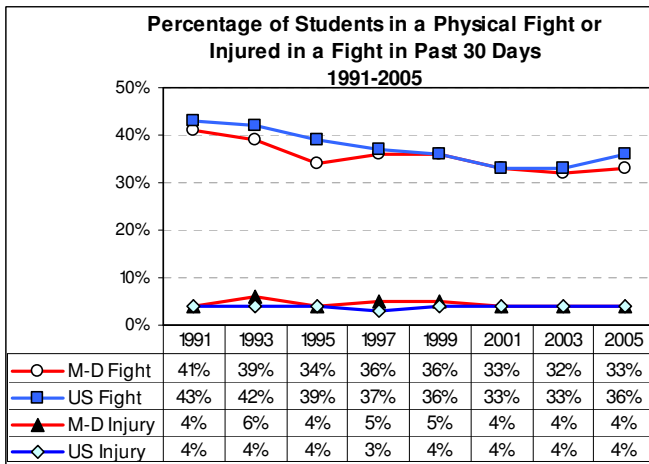
- The prevalence of weapon carrying has declined 50% (24% vs. 12%) since 1991 for Miami-Dade high school students. Weapon carrying for county students has been significantly lower than national percentages since 2001.

- The trend for carrying a gun among county students has declined 64% since 1993 but has remained at 4% since 2001. The percentage for county students has been nearly the same as the national percentage since 1995.

- County percentages for being involved in a physical fight have remained unchanged since 1995, ranging between 32-36%, and are similar to the national trend.

- County percentages for being injured during a physical fight have also remained unchanged over the 14-year period and are similar to the national trend.

- The prevalence of students missing school because they felt unsafe either at school or going to school declined in 2005 to its lowest reported level (7%). The county percentage had been significantly higher than the national percentage for every year between 1991-2003.



How the YRBS was Administered

The Office of Program Evaluation, Miami-Dade County Public Schools (MDCPS) administers a high school (grades 9-12) and middle school (grades 6-8) version of the YRBS every other year. In 2005, classes of students were randomly selected from all 43 county senior high schools. A total of 42 of 43 senior high schools completed surveys for a 98% return rate. Overall, 2,399 MDCPS high school students (80%) completed surveys. Students completed the questionnaires voluntarily and anonymously. The behaviors monitored by the YRBS fall into seven categories: behaviors resulting in unintentional and intentional injury, tobacco use, alcohol use, drug use, sexual behaviors, dietary behaviors, physical activity. More information on the complete YRBS report can be found at the website <http://oer.dadeschools.net>

Produced by the Miami-Dade County Injury Surveillance System

Data Source: Office of Program Evaluation, Miami-Dade County Public Schools
 PHONE (IFCK): 305-804-7212 (MDCHD): 305-470-5649

E-MAIL: sdearwater@med.miami.edu

<http://dadehealth.org/injury/INJURYintro.asp>

