

ADAP-Miami Report FY 10/11

SOURCE: DOH Bureau of HIV/AIDS - 5/2/11

ADAP-Miami FY 10/11

DEMOGRAPHIC INFORMATION
FOR
CLIENTS SERVED

DEFINITION

CLIENTS SERVED who picked up at least one medication
at any given time between 04.01.10 – 03.31.11

As of May 2nd, 2011, ADAP-Miami has 2,718 enrolled clients in the program.

SOURCE: DOH/Bureau of HIV/AIDS – 5/2/11

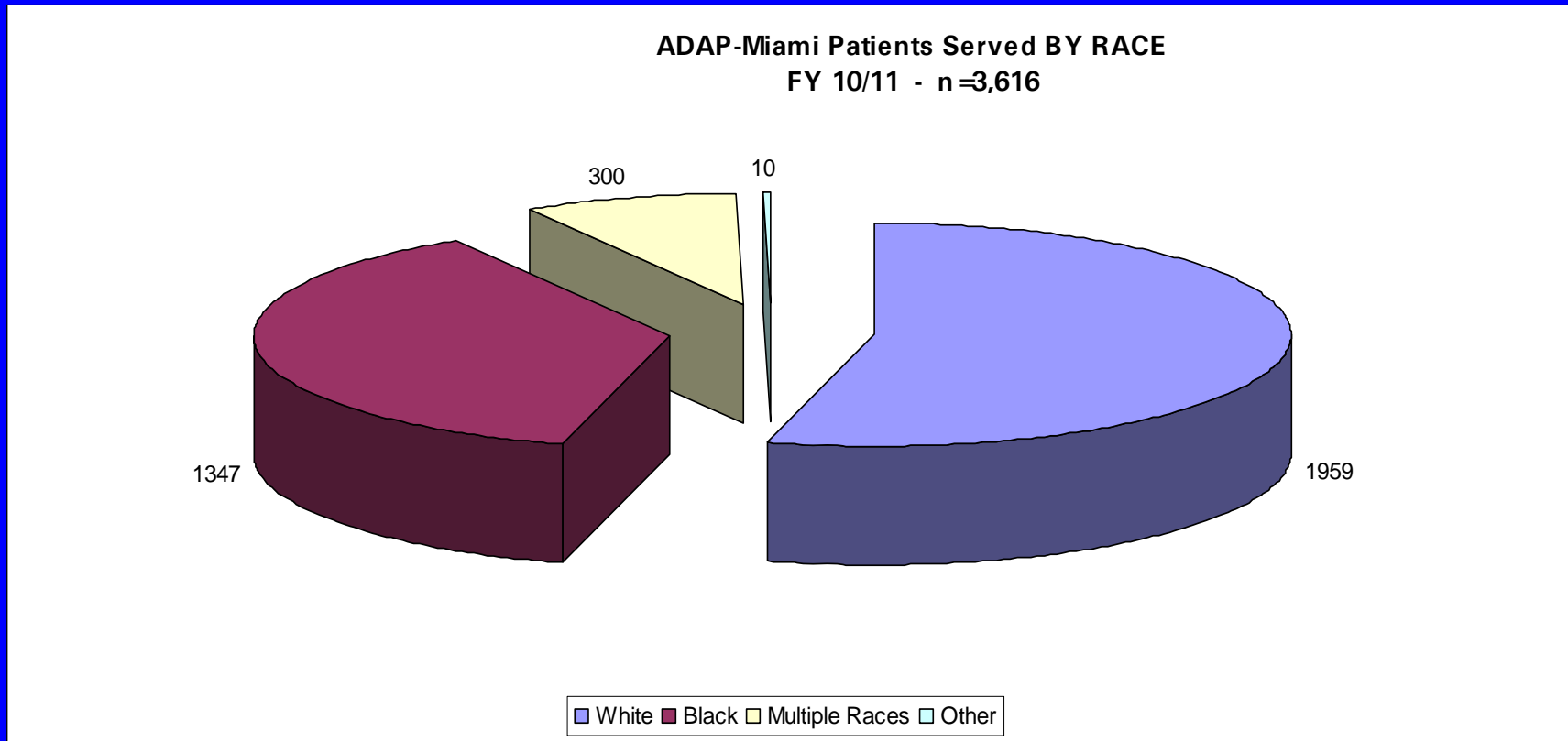
ADAP-Miami FY 10/11

- Demographic Information / Clients Served
- Demographic Information / Waiting List
- Expenditure Reports - Allocation

ADAP-Miami FY 10/11

SOURCE: FL-DOH Bureau of HIV/AIDS 4/29/2011

CLIENTS SERVED who picked up at least one medication at any given time between 04.01.10 – 03.31.11

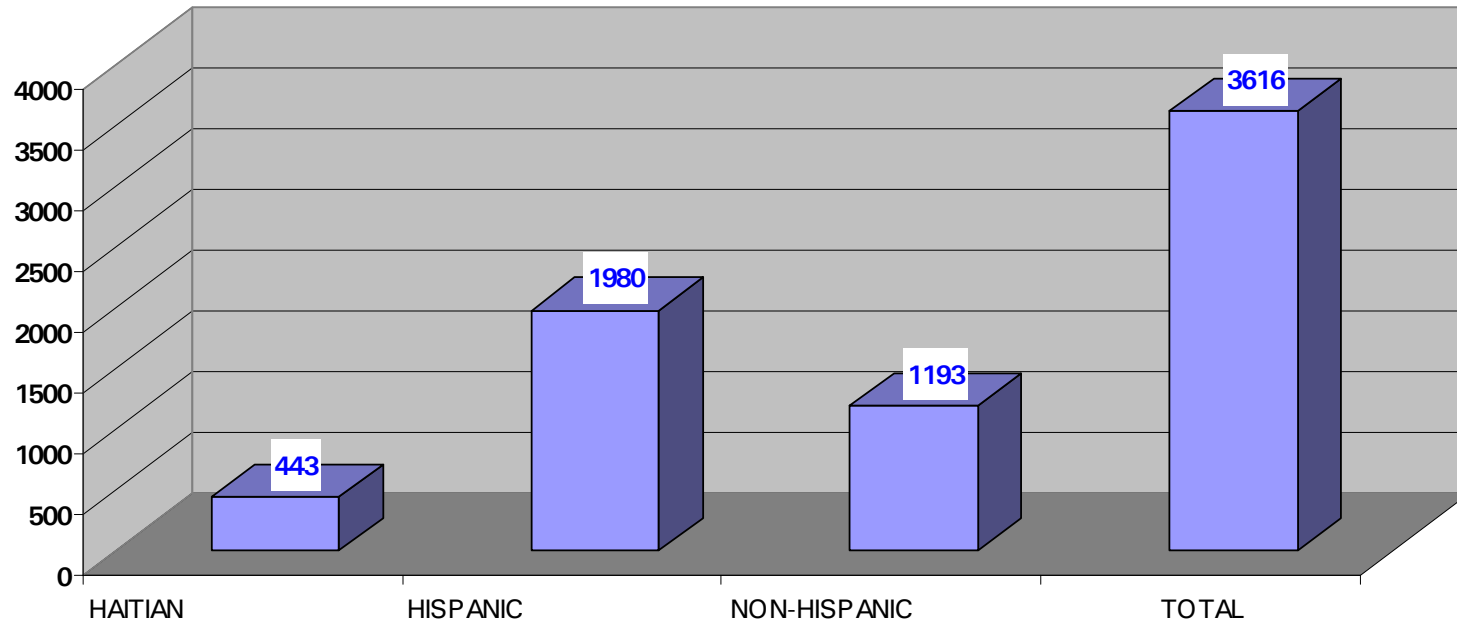


ADAP-Miami FY 10/11

SOURCE: FL-DOH Bureau of HIV/AIDS 4/29/2011

CLIENTS SERVED who picked up at least one medication at any given time between 04.01.10 – 03.31.11

ADAP-Miami Patients Served - BY ETHNICITY
FY 10/11 - n = 3,616 pts

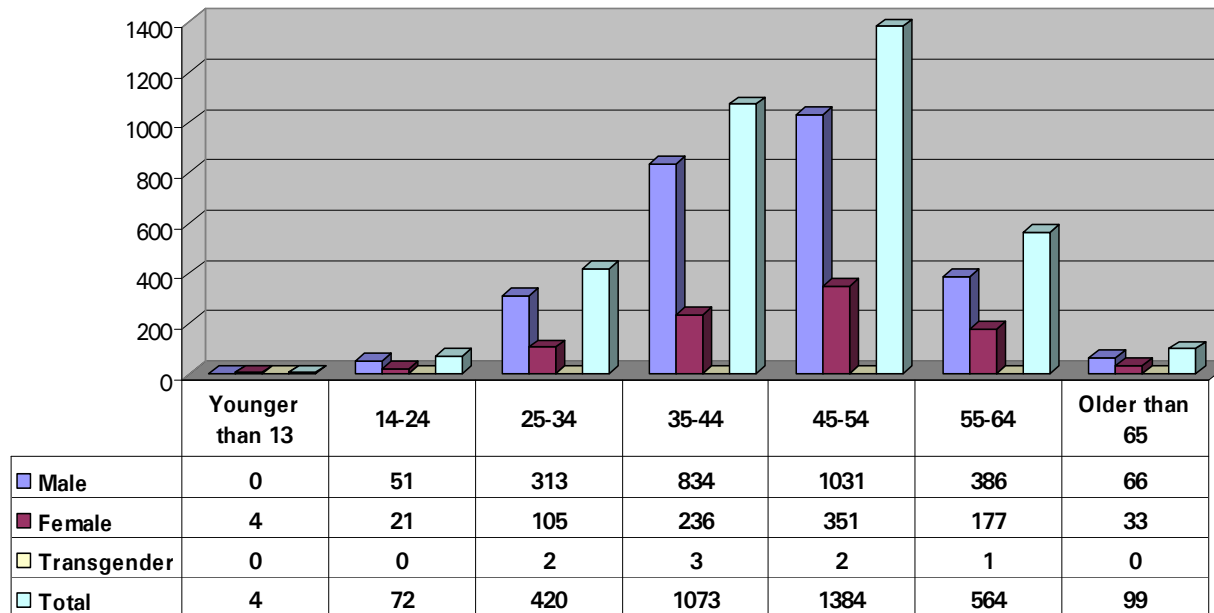


ADAP-Miami FY 10/11

SOURCE: FL-DOH Bureau of HIV/AIDS 4/29/2011

CLIENTS SERVED who picked up at least one medication at any given time between 04.01.10 – 03.31.11

ADAP-Miami Patients Served BY GENDER & BY AGE
FY 10/11 - n=3,616

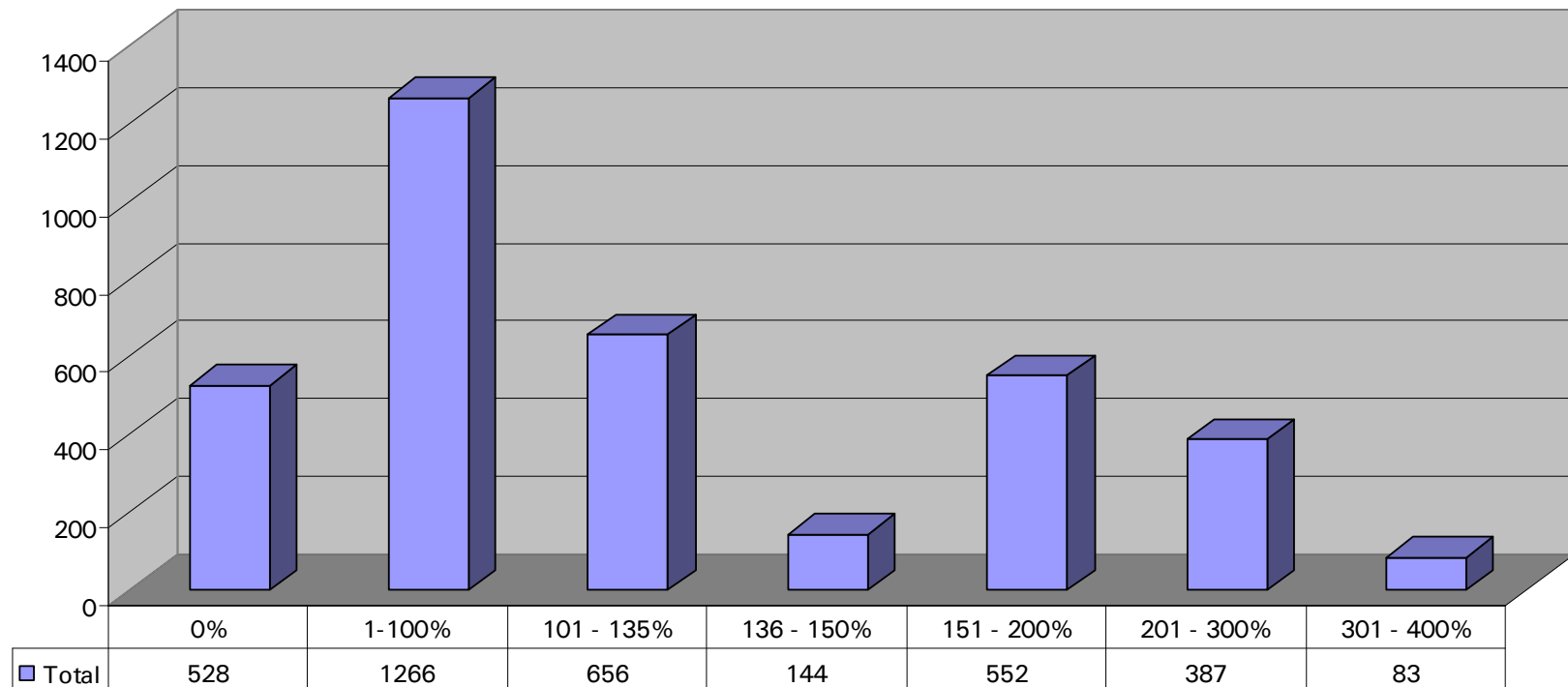


ADAP-Miami FY 10/11

SOURCE: FL-DOH Bureau of HIV/AIDS 4/29/2011

CLIENTS SERVED who picked up at least one medication at any given time between 04.01.10 – 03.31.11

**ADAP-Miami Patients Served BY INCOME / Percentage of FPL
FY 10/11 - n=3,616**

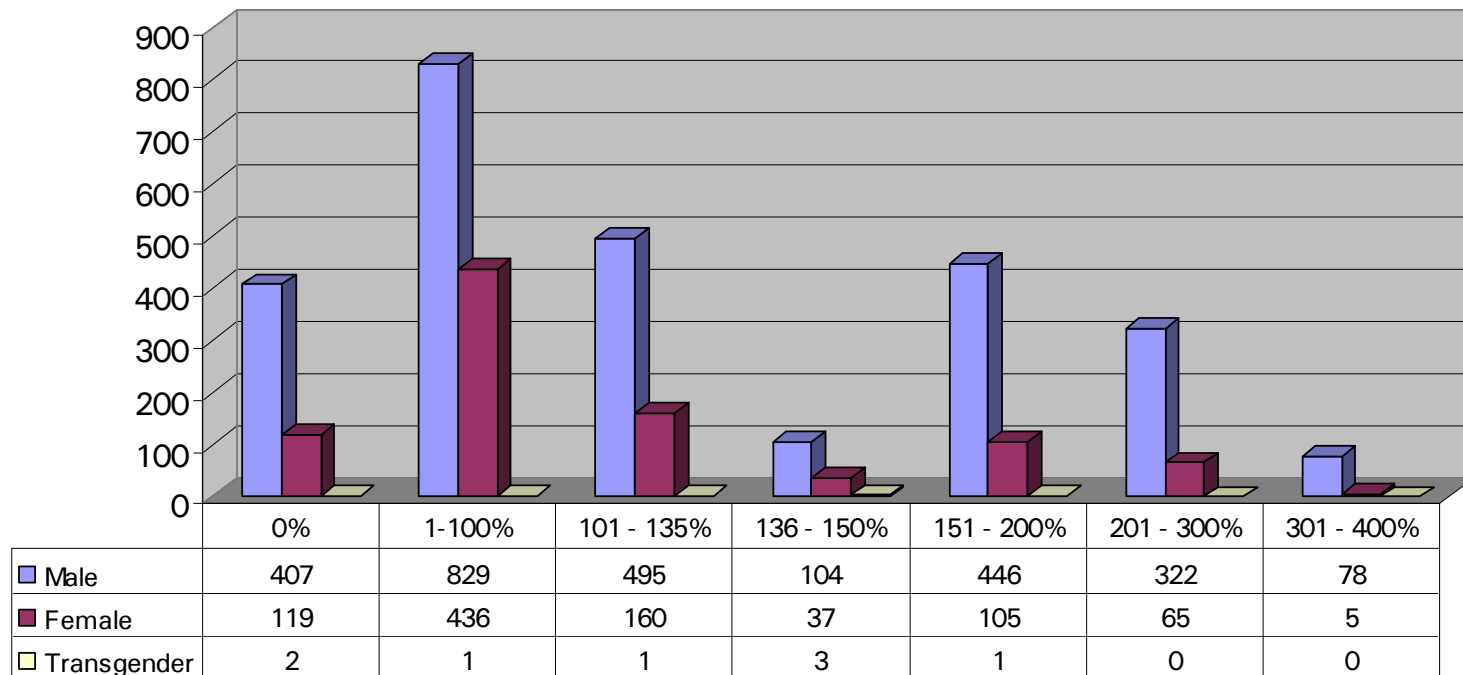


ADAP-Miami FY 10/11

SOURCE: FL-DOH Bureau of HIV/AIDS 4/29/2011

CLIENTS SERVED who picked up at least one medication at any given time between 04.01.10 – 03.31.11

**ADAP-Miami Patients Served BY INCOME & BY GENDER
FY 10/11 - n=3,616**

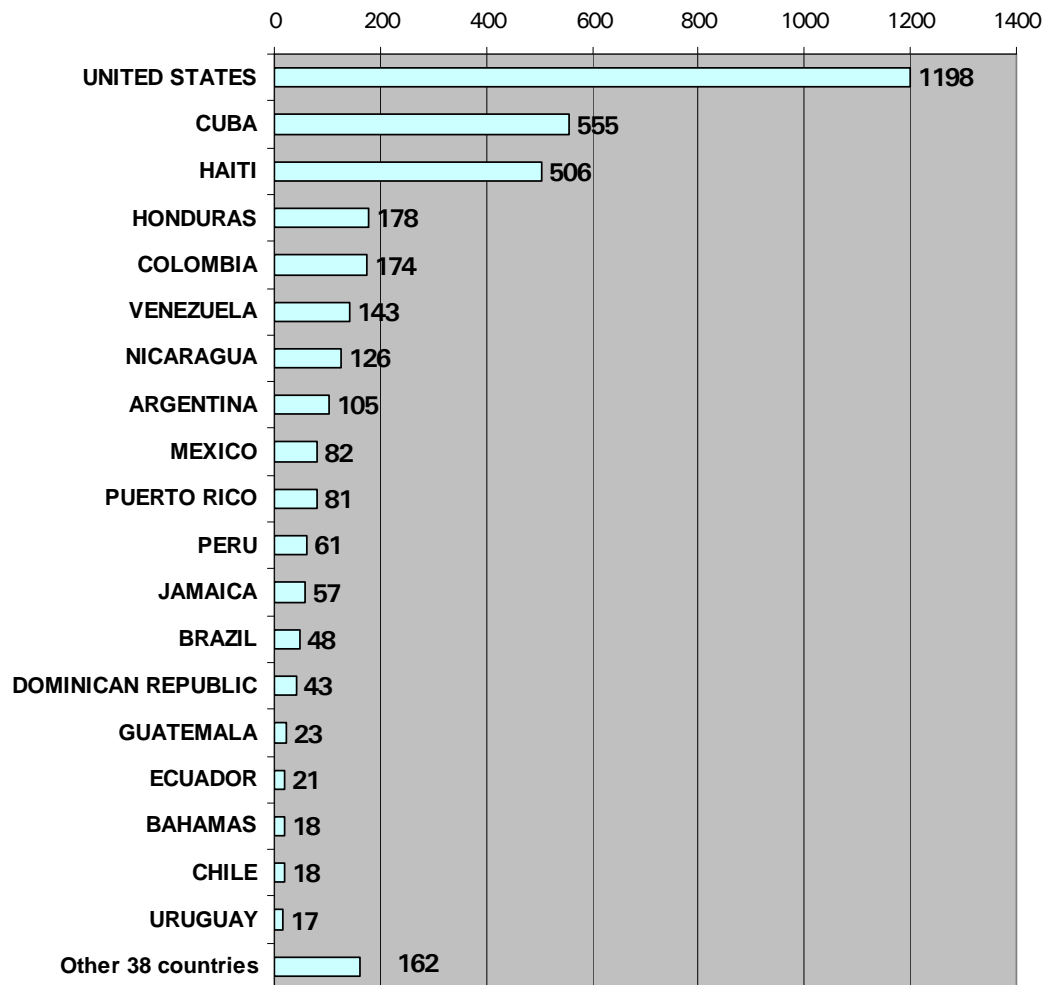


ADAP-Miami FY 10/11

SOURCE: FL-DOH Bureau of HIV/AIDS 4/29/2011

CLIENTS SERVED who picked up at least one medication at any given time between 04.01.10 – 03.31.11

ADAP-Miami Patients Served BY COUNTRY OF ORIGIN
FY 2010/2011 - n = 3,616

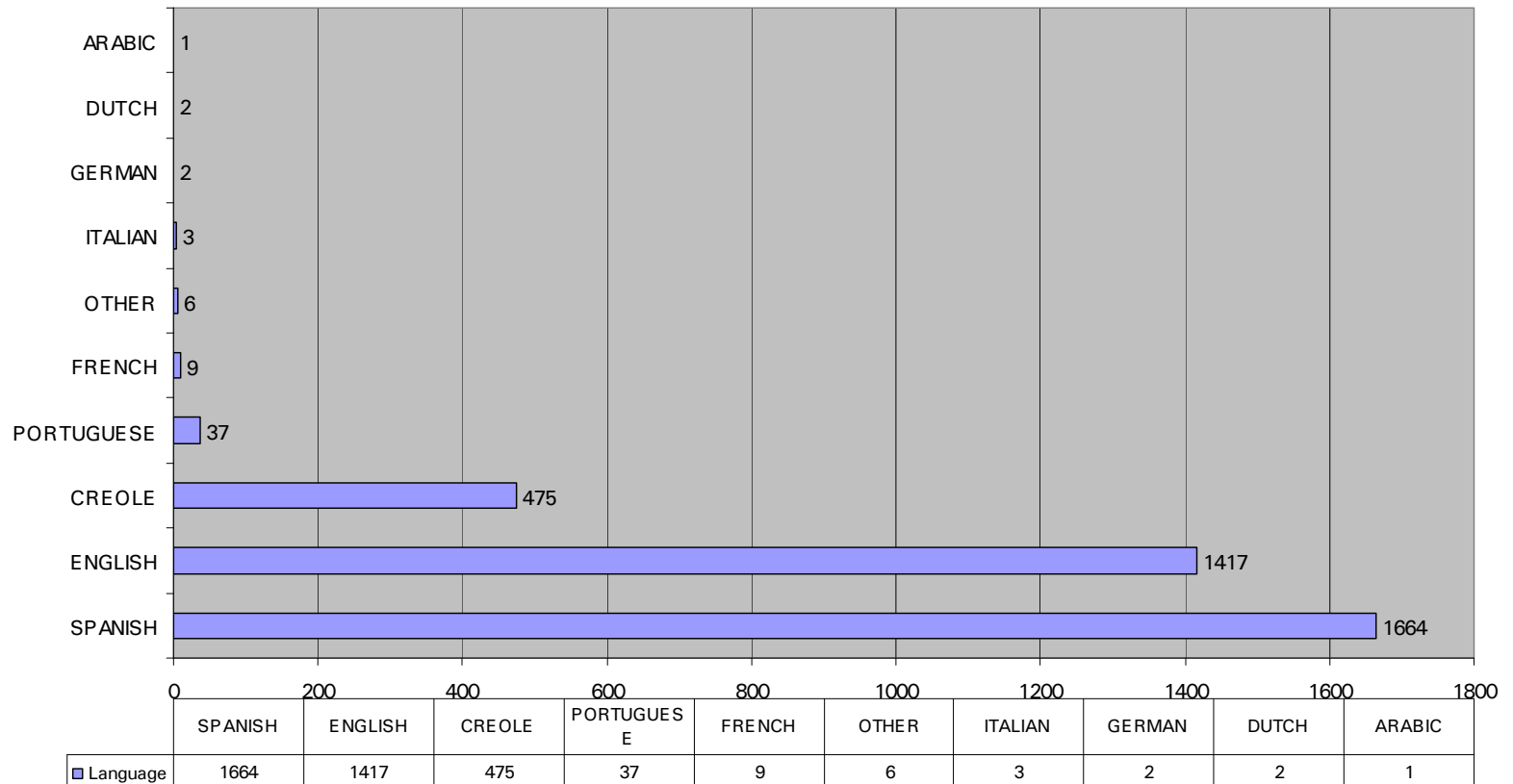


ADAP-Miami FY 10/11

SOURCE: FL-DOH Bureau of HIV/AIDS 4/29/2011

CLIENTS SERVED who picked up at least one medication at any given time between 04.01.10 – 03.31.11

ADAP-Miami Patients Served BY LANGUAGE - OPEN CASES*
FY 2010/2011 - n =3,616



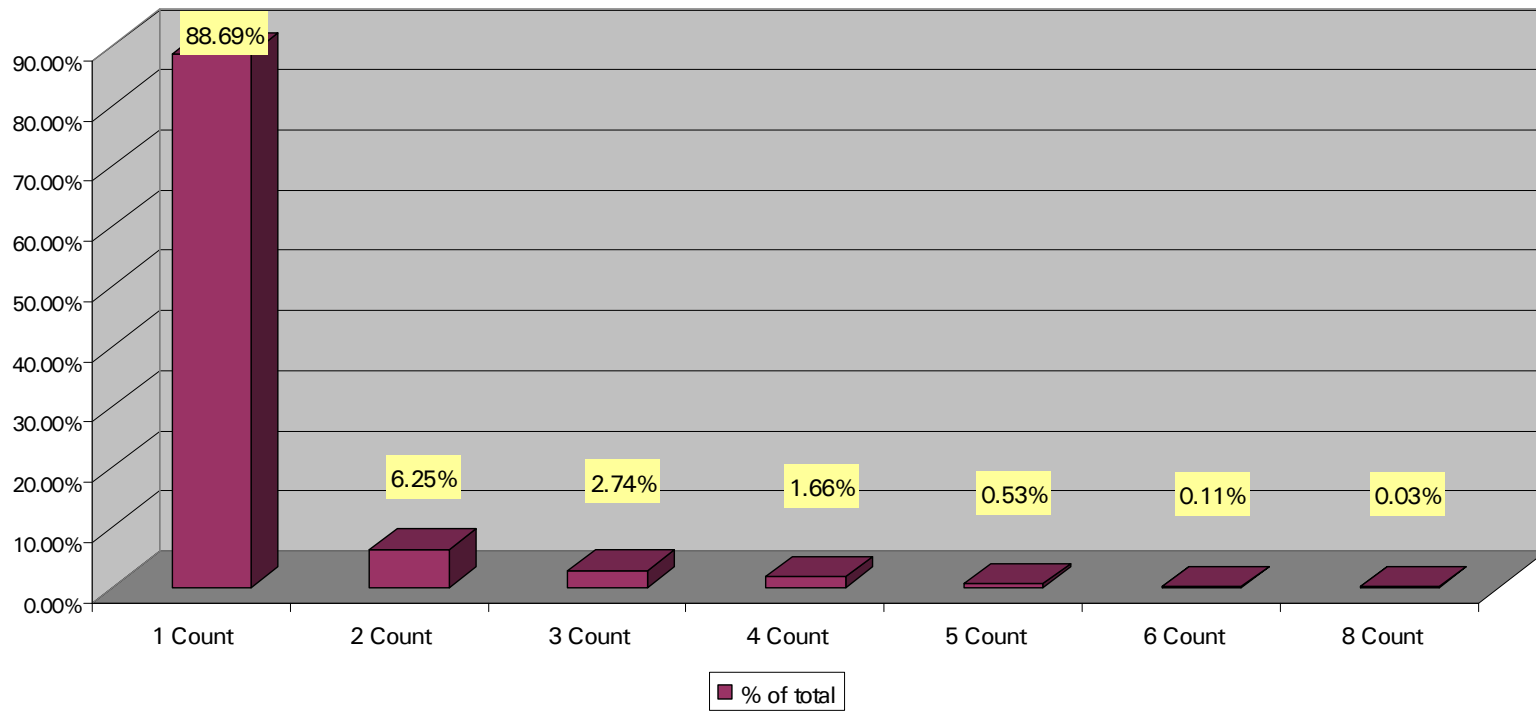
ADAP-Miami FY 10/11

SOURCE: FL-DOH Bureau of HIV/AIDS 4/29/2011

CLIENTS SERVED who picked up at least one medication at any given time between 04.01.10 – 03.31.11

ADAP-Miami Served BY # of HOUSEHOLD MEMBERS

FY 2010/2011 n =3,616



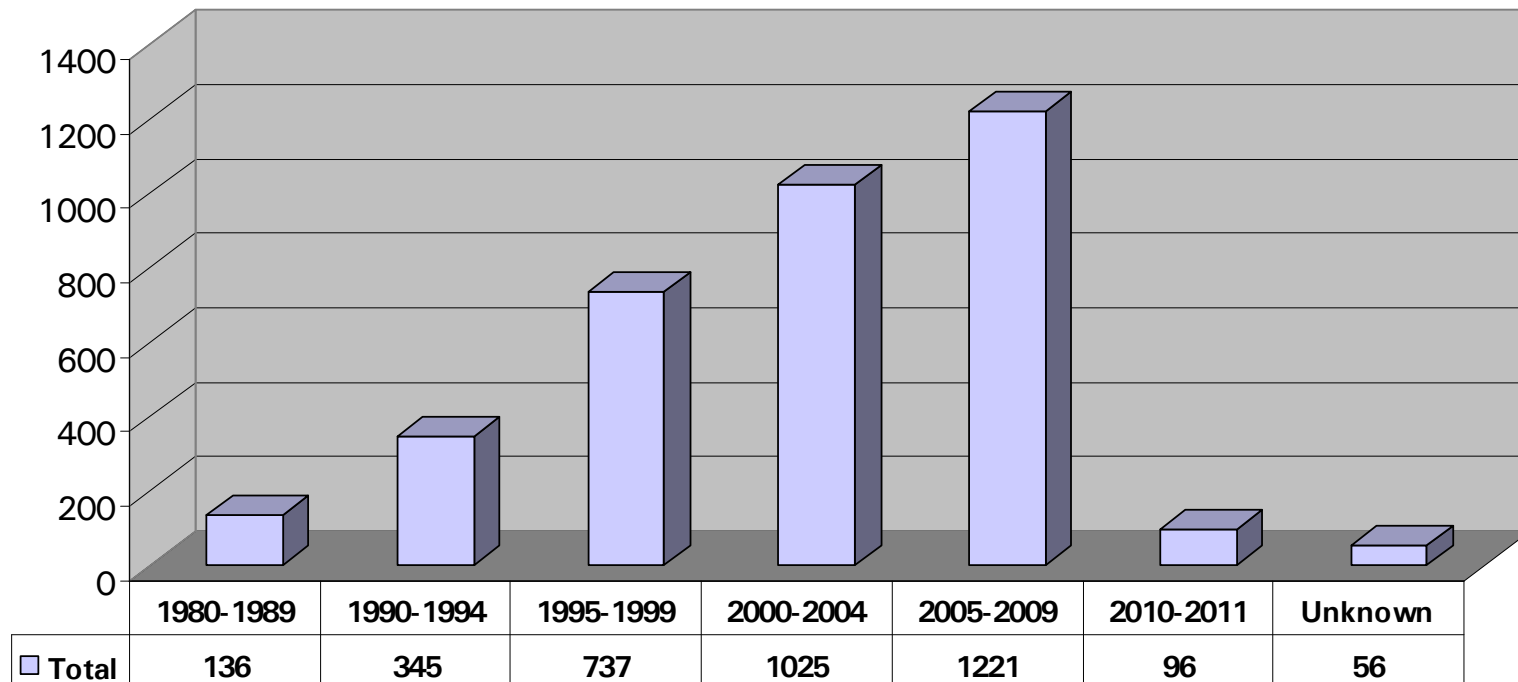
ADAP-Miami FY 10/11

SOURCE: FL-DOH Bureau of HIV/AIDS 4/29/2011

CLIENTS SERVED who picked up at least one medication at any given time between 04.01.10 – 03.31.11

ADAP-Miami Patients Served BY YEAR OF DIAGNOSIS

FY10/11 - n =3,616 pts



ADAP-Miami FY 10/11

SOURCE: FL-DOH Bureau of HIV/AIDS 4/29/2011

CLIENTS SERVED who picked up at least one medication at any given time between 04.01.10 – 03.31.11

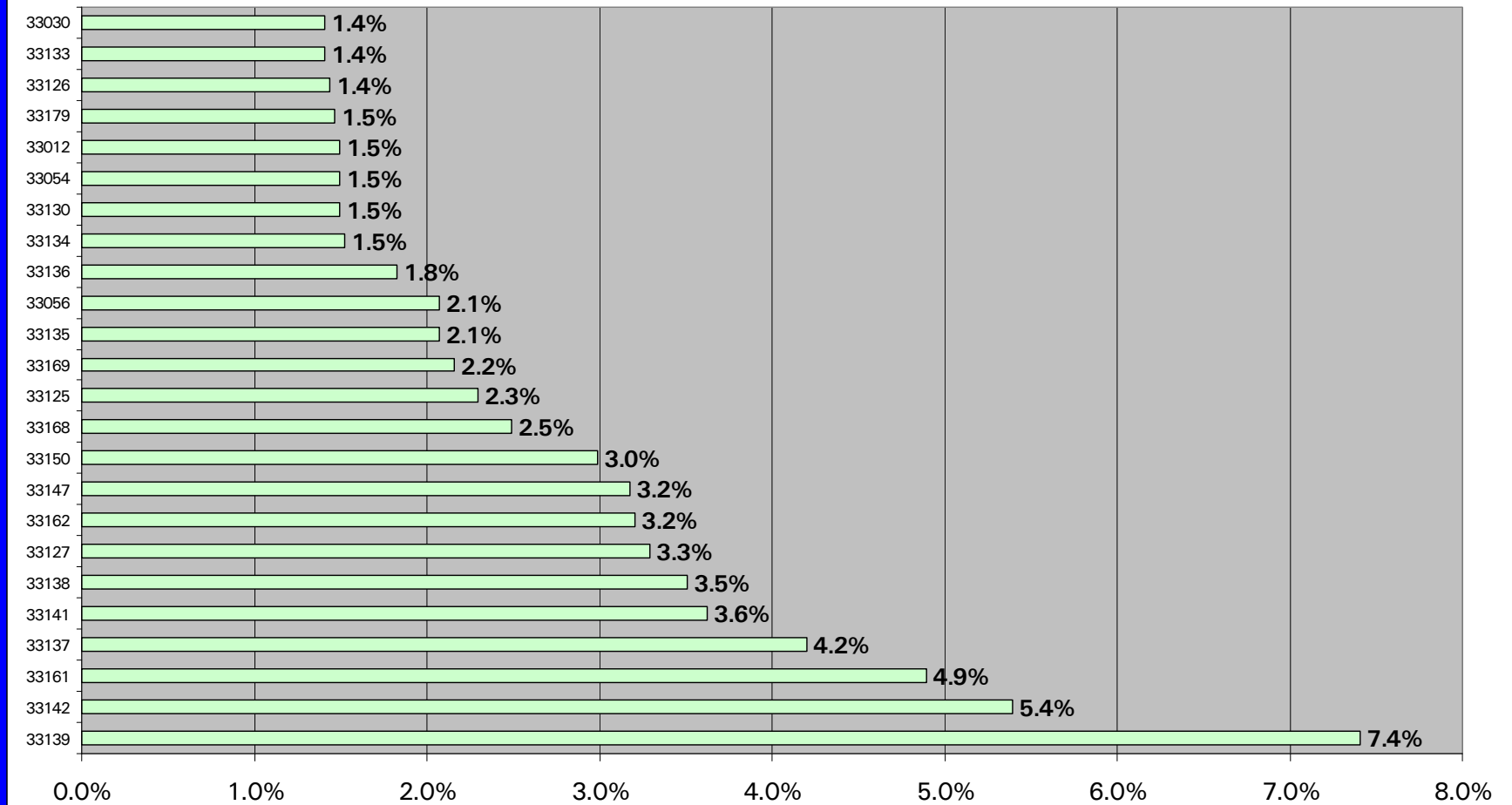
Original ADAP Enrollment Year	Client Count	%
N/A	4	0.11%
1996	39	1.08%
1997	231	6.39%
1998	176	4.87%
1999	187	5.17%
2000	193	5.34%
2001	178	4.92%
2002	199	5.50%
2003	157	4.34%
2004	179	4.95%
2005	261	7.22%
2006	204	5.64%
2007	259	7.16%
2008	339	9.38%
2009	575	15.90%
2010	430	11.89%
2011	5	0.14%
Total	3616	100.00%

ADAP-Miami FY 10/11

SOURCE: FL-DOH Bureau of HIV/AIDS 4/29/2011

CLIENTS SERVED who picked up at least one medication at any given time between 04.01.10 – 03.31.11

ADAP-Miami Patients Served BY ZIP CODE
FY 2010/2011



ADAP-Miami FY 10/11

SOURCE: FL-DOH Bureau of HIV/AIDS 4/29/2011

CLIENTS SERVED who picked up at least one medication at any given time between 04.01.10 – 03.31.11

ADAP-Miami Patients Served BY RACE/ETHNICITY AND GENDER

Race/Ethnicity	Male	Female	Transgender	Total
CAUCASIAN OR WHITE/NON-HISPANIC	266	20	0	286
CAUCASIAN OR WHITE/HISPANIC	1398	270	4	1672
CAUCASIAN OR WHITE/HAITIAN	1	0	0	1
BLACK OR AFRICAN AMERICAN/NON-HISPANIC	521	351	4	876
BLACK OR AFRICAN AMERICAN/HISPANIC	29	5	0	34
BLACK OR AFRICAN AMERICAN/HAITIAN	195	242	0	437
MULTIPLE RACES/NON-HISPANIC	18	3	0	21
MULTIPLE RACES/HISPANIC	242	33	0	275
MULTIPLE RACES/HAITIAN	3	1	0	4
NATIVE AMERICAN/ALASKA NATIVE	2	0	0	2
PACIFIC ISLANDER	5	1	0	6
OTHER	1	1	0	2
Total	2681	927	8	3616

ADAP-Miami FY 10/11

SOURCE: FL-DOH Bureau of HIV/AIDS 4/29/2011

CLIENTS SERVED who picked up at least one medication at any given time between 04.01.10 – 03.31.11

CD4 Values Reported				VL Values Reported			
Range	# Pts	% pts	Cumulative	Range	# Pts	% pts	Cumulative
> 501	1941	53.6%	53.6%	< 50	2228	61.5%	61.5%
351-500	784	21.7%	75.3%	51-1000	935	25.8%	87.3%
201-350	556	15.4%	90.6%	1001-10000	215	5.9%	93.2%
51- 200	265	7.3%	97.9%	10001-100000	158	4.4%	97.5%
0-50	75	2.1%	100.0%	> 100000	89	2.5%	100.0%
TOTALS	3621	100.0%		TOTALS	3625	100.0%	

**Demographic Information
For
Waiting List Patients
In Miami**

ADAP-Miami FY 10/11 - WAITING LIST

SOURCE: FL-DOH Bureau of HIV/AIDS 4/29/2011

Waiting List Category	Clients Count
Persons who were previously on ARV therapy but therapy was interrupted.	426
Persons who are currently on ARV therapy.	172
Diagnosis of AIDS and/or CD4 < 200 cells/mm ³ .	135
Treatment naïve clients with CD4 cell count > 351 cells/mm ³ .	117
Treatment naïve clients with CD4 cell count between 201-350 cells/ mm ³ .	75
Extreme Medical Condition.	17
Client with access to PAPs or other Alternative Medication Programs/Sources.	11
Diagnosis of active opportunistic infection.	2
Diagnosis of HIV-associated nephropathy (HIVAN).	2
TOTAL	957

ADAP-Miami FY 10/11 - WAITING LIST

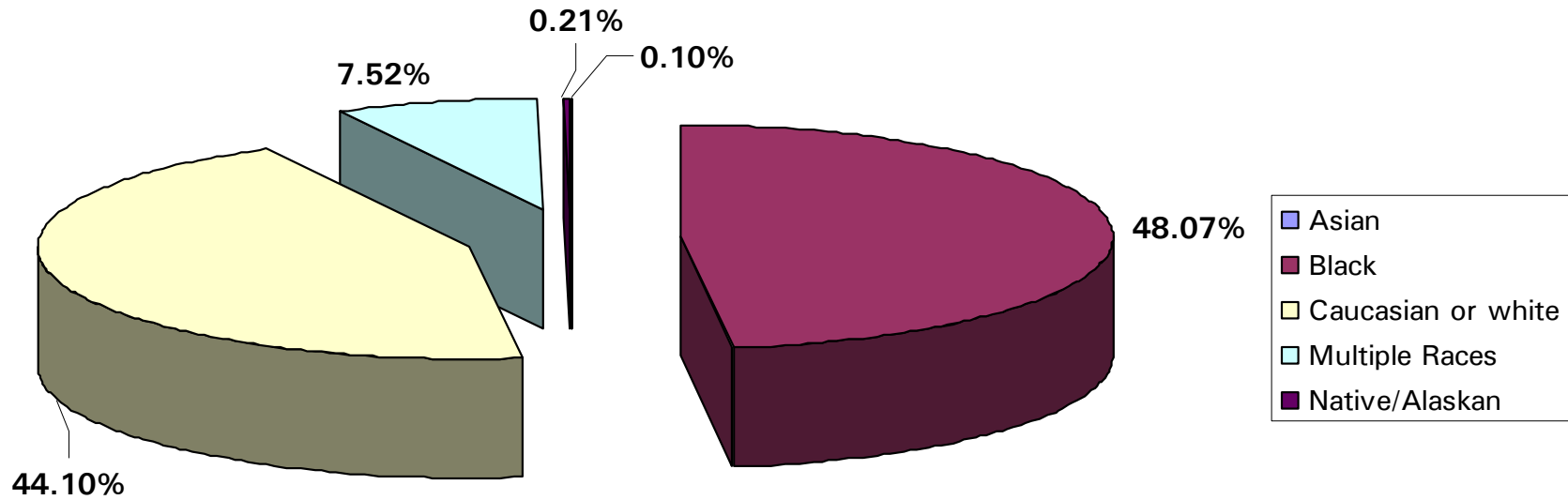
SOURCE: FL-DOH Bureau of HIV/AIDS 4/29/2011

CD4 Values Reported				VL Values Reported			
Range	# Pts	% pts	Cumulative	Range	# Pts	% pts	Cumulative
> 501	318	33.2%	33.2%	<50	283	29.5%	29.5%
351-500	201	21.0%	54.2%	51-1000	176	18.4%	47.9%
201-350	195	20.4%	74.6%	1001-10000	123	12.8%	60.8%
51-200	159	16.6%	91.2%	10001-100000	203	21.2%	81.9%
0-50	84	8.8%	100.0%	> 100000	173	18.1%	100.0%
TOTALS	957	100.0%		TOTALS	958	100.0%	

ADAP-Miami FY 10/11 - WAITING LIST

SOURCE: FL-DOH Bureau of HIV/AIDS 4/29/2011

ADAP Waiting List in Miami BY RACE FY10/11 (6/1/10-3/31/11)

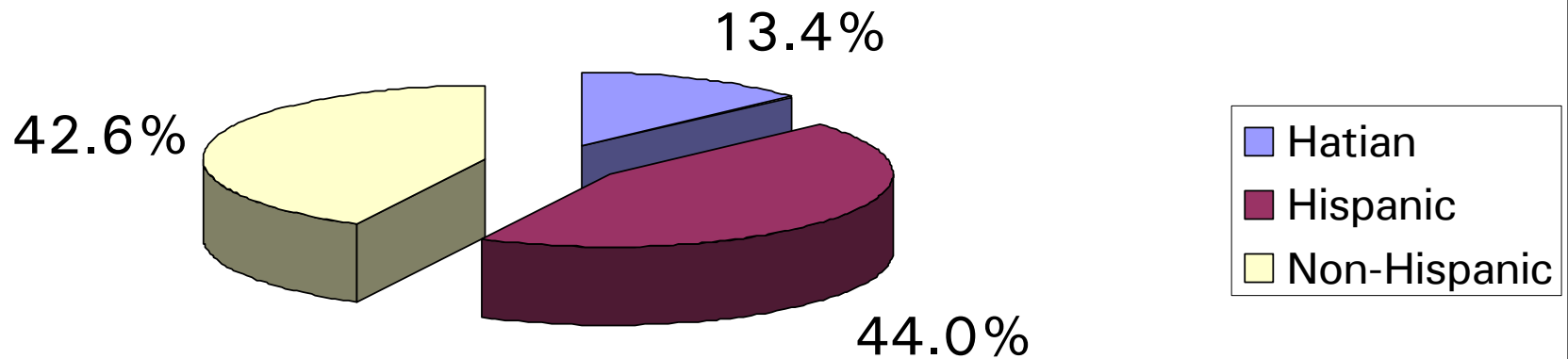


ADAP-Miami FY 10/11 - WAITING LIST

SOURCE: FL-DOH Bureau of HIV/AIDS 4/29/2011

ADAP Waiting List in Miami BY ETHNICITY

FY 10/11 (6/1/10-3/31/11)

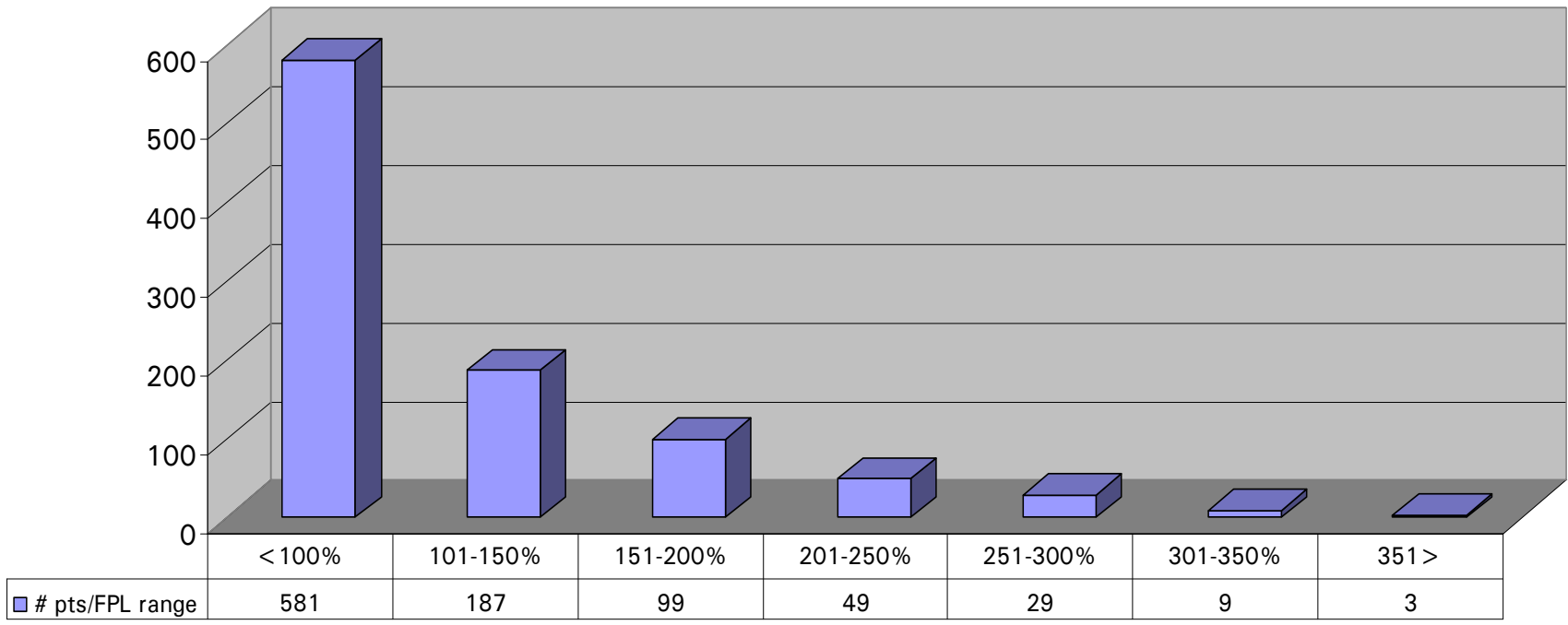


ADAP-Miami FY 10/11 - WAITING LIST

SOURCE: FL-DOH Bureau of HIV/AIDS 4/29/2011

ADAP Waiting List in Miami BY % of FPL

FY 10/11 (6/1/10-3/31/11) n = 957

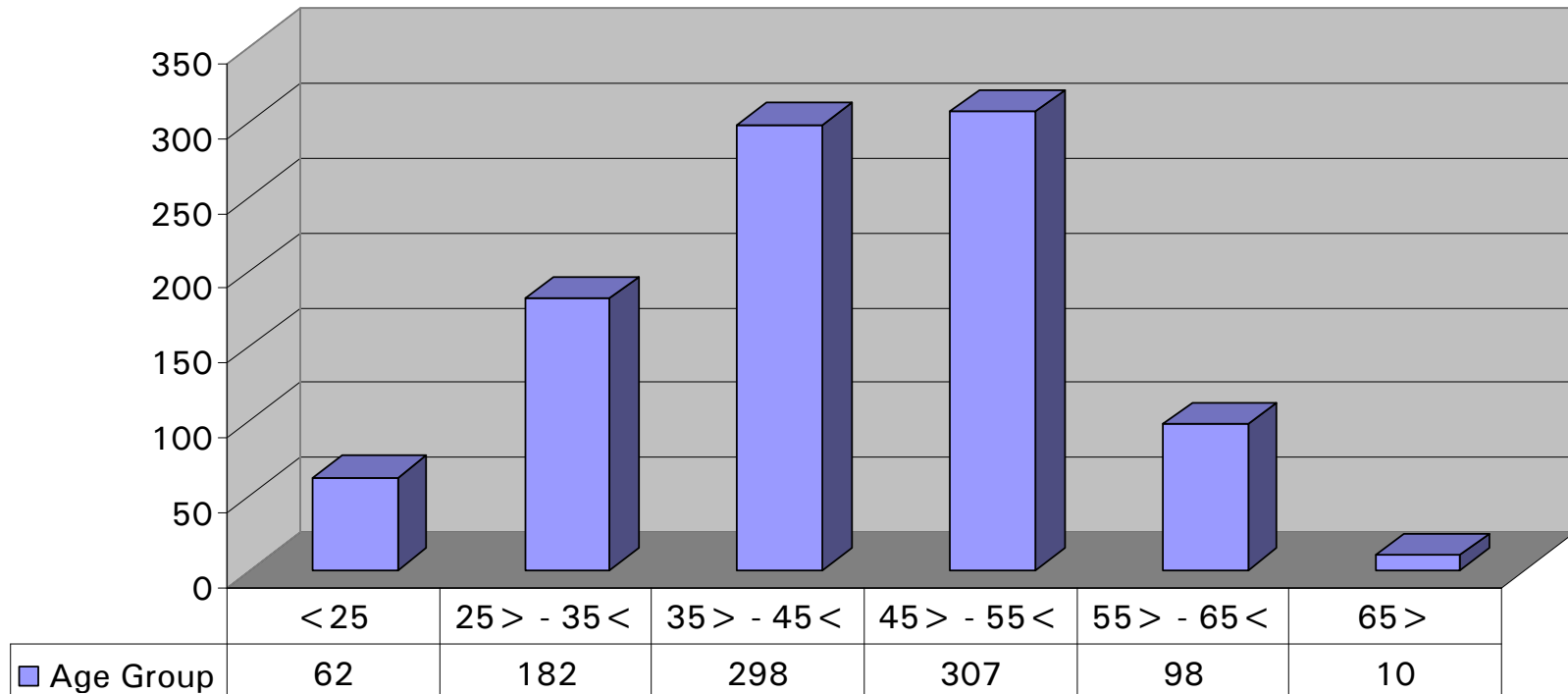


ADAP-Miami FY 10/11 - WAITING LIST

SOURCE: FL-DOH Bureau of HIV/AIDS 4/29/2011

ADAP Waiting List Patients in Miami BY AGE GROUP

FY 10/11 (6/1/10-3/31/11) n = 957 pts



ADAP-Miami FY 10/11

- **Expenditure Reports - Allocation**

ADAP-Miami FY 10/11 - OPEN CASES

SOURCE: FL-DOH Bureau of HIV/AIDS 4/29/2011

* *CLIENTS SERVED* who picked up at least one medication

Top 10 Anti-Retroviral Medications BY Number of Prescriptions Filled

Rank	Drug Name	Rx Filled
1	Truvada	10292
2	Atripla	9828
3	Norvir 100mg	9139
4	Reyataz 300mg	3881
5	Isentress 400mg	3631
6	Epzicom	3003
7	Kaletra Tablet	2999
8	Prezista 400mg	1878
9	Combivir	1824
10	Prezista 600mg	1788

PLEASE NOTE: Conditions during FY10/11 were different from FY 09/10 due to the implementation of cost containment strategies.

ADAP-Miami FY 10/11 - OPEN CASES

SOURCE: FL-DOH Bureau of HIV/AIDS 4/29/2011

* *CLIENTS SERVED* who picked up at least one medication

Top 10 Opportunistic Infection Medications by Number of Prescriptions Filled

Rank	Drug Name	Rx Filled
1	Sulfameth/Trim DS	2290
2	Valtrex 500mg	897
3	Azithromycin 600mg	817
4	Acyclovir 800mg	811
5	Acyclovir 400mg	766
6	Fluconazole 100mg	524
7	Ketoconazole 2% Cream	371
8	Dapsone 100mg	277
9	Mepron Suspension	153
10	Daraprim 25mg	141

PLEASE NOTE: Conditions during FY10/11 were different from FY 09/10 due to the implementation of cost containment strategies.

ADAP-Miami FY 10/11

SOURCE: FL-DOH Bureau of HIV/AIDS 4/29/2011

* *CLIENTS SERVED* who picked up at least one medication

CHD	Monthly Allocation	Total Monthly Expenditure
Dade		
Apr-09	\$1,802,673.54	\$1,788,491
May-09	\$1,802,673.54	\$2,311,202
Jun-09	\$1,802,673.54	\$2,097,351
Jul-09	\$1,802,673.54	\$3,091,989
Aug-09	\$1,802,673.54	\$1,981,756
Sep-09	\$1,802,673.54	\$1,392,677
Oct-09	\$1,802,673.54	\$1,863,475
Nov-09	\$1,802,673.54	\$1,698,188
Dec-09	\$1,802,673.54	\$2,111,616
Jan-10	\$1,802,673.54	\$1,996,529
Feb-10	\$1,802,673.54	\$680,295
Mar-10	\$1,802,673.54	\$1,071,815
Total YTD	\$21,632,082.48	\$22,085,384

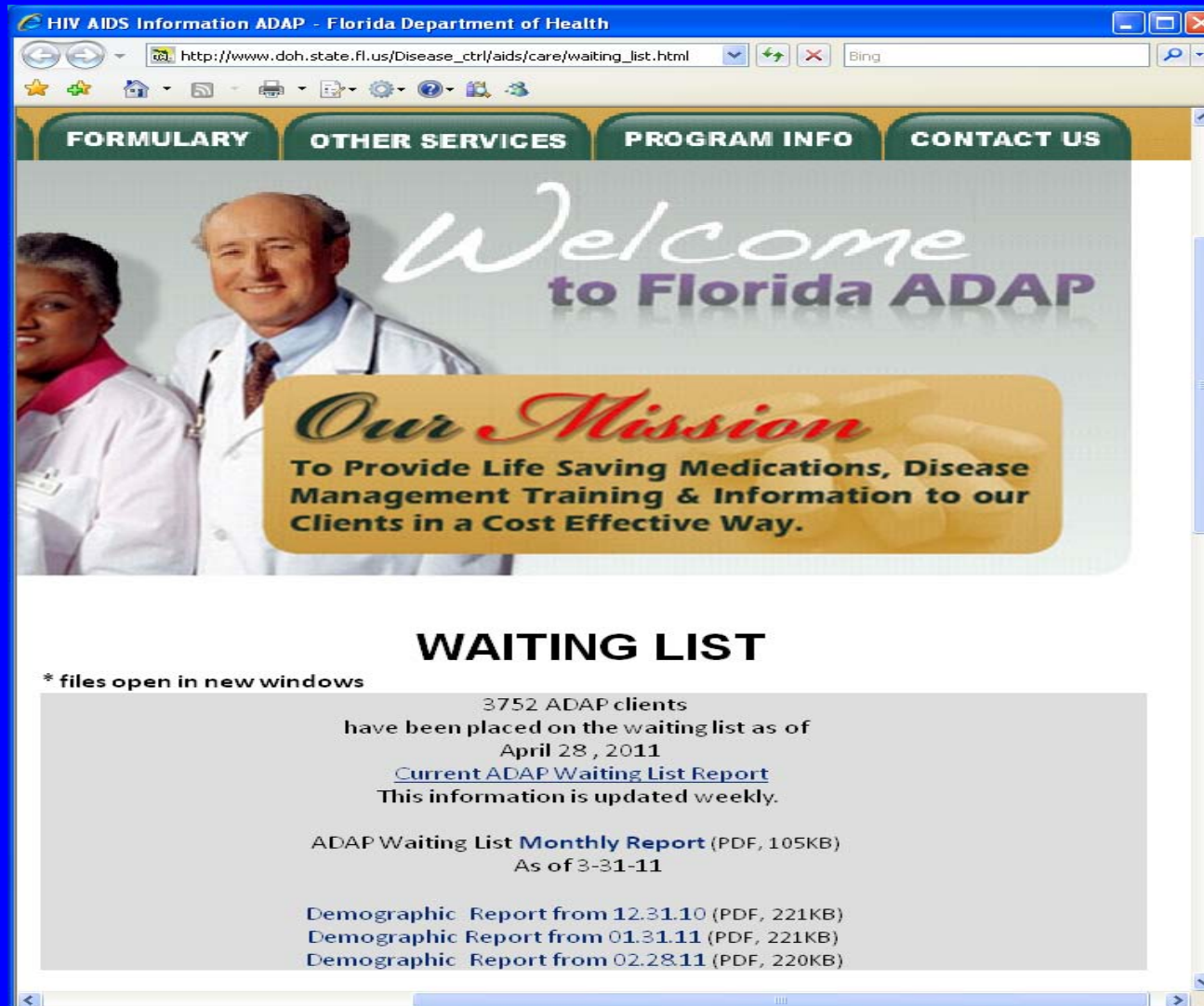
PLEASE NOTE: Conditions during FY10/11 were different from FY 09/10 due to the implementation of cost containment strategies.

RESOURCES:

www.floridaadap.org

www.floridaaids.org

www.dadehealth.org/hiv/HIVassistance.asp



The screenshot shows a web browser window titled "HIV AIDS Information ADAP - Florida Department of Health". The address bar displays the URL "http://www.doh.state.fl.us/Disease_ctrl/aids/care/waiting_list.html". The page features a navigation menu with buttons for "FORMULARY", "OTHER SERVICES", "PROGRAM INFO", and "CONTACT US". Below the menu is a large banner with the text "Welcome to Florida ADAP" and "Our Mission: To Provide Life Saving Medications, Disease Management Training & Information to our Clients in a Cost Effective Way." The main content area is titled "WAITING LIST" and includes the following information:

* files open in new windows

3752 ADAP clients
have been placed on the waiting list as of
April 28 , 2011
[Current ADAP Waiting List Report](#)
This information is updated weekly.

ADAP Waiting List **Monthly Report** (PDF, 105KB)
As of 3-31-11

Demographic Report from 12.31.10 (PDF, 221KB)
Demographic Report from 01.31.11 (PDF, 221KB)
Demographic Report from 02.28.11 (PDF, 220KB)