



# Miami-Dade County Health Department Office of Epidemiology and Disease Control Influenza/Respiratory Illness Surveillance Report Week 46: 11/12 – 11/18/2006

## Contacts

Erin O'Connell, MPH  
[Erin\\_OConnell@doh.state.fl.us](mailto:Erin_OConnell@doh.state.fl.us)

Maria Bustamante, MPH  
[Maria\\_Bustamante@doh.state.fl.us](mailto:Maria_Bustamante@doh.state.fl.us)

Phone: (305) 470-5660

## Report Summary

The Week 46 Influenza/Respiratory Illness Surveillance Report includes information from the following data sources:

1. 911 Surveillance
2. Hospital Emergency Department Surveillance
3. Outbreak Report

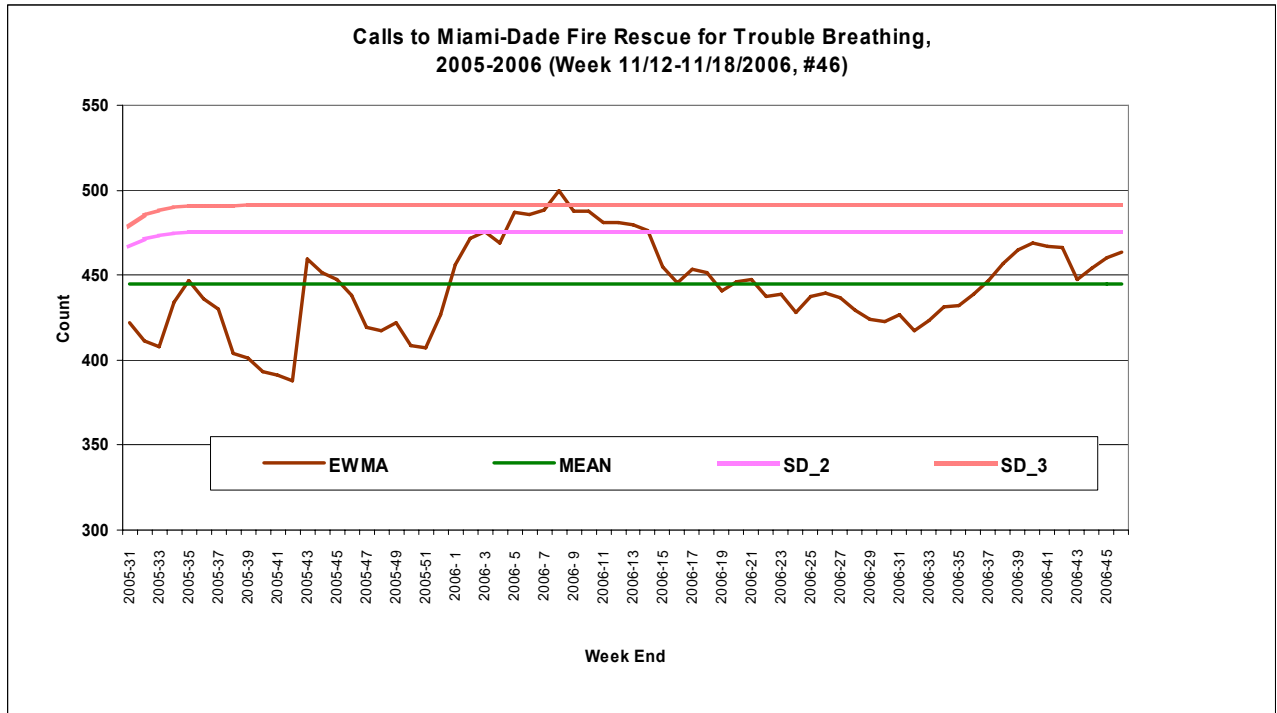
Each reporting week starts on Sunday and ends on Saturday.

## Methods

An exponentially weighted moving average (EWMA) is calculated based on historical data from 2005 - 2006. EWMA is used to determine whether a process is in a state of statistical control and to detect shifts in the process average. The Upper Control Limits (UCL) are at 2 and 3 standard deviations above the mean. Increased activity is determined based on a threshold that is 2 standard deviations above the historical mean.

## 911 Surveillance

On a daily basis, the Office of Epidemiology and Disease Control monitors 911 medical calls placed to Miami-Dade Fire Rescue (MDFR). All medical calls are placed into categories by MDFR staff. The “trouble breathing” category is used to monitor respiratory illness.

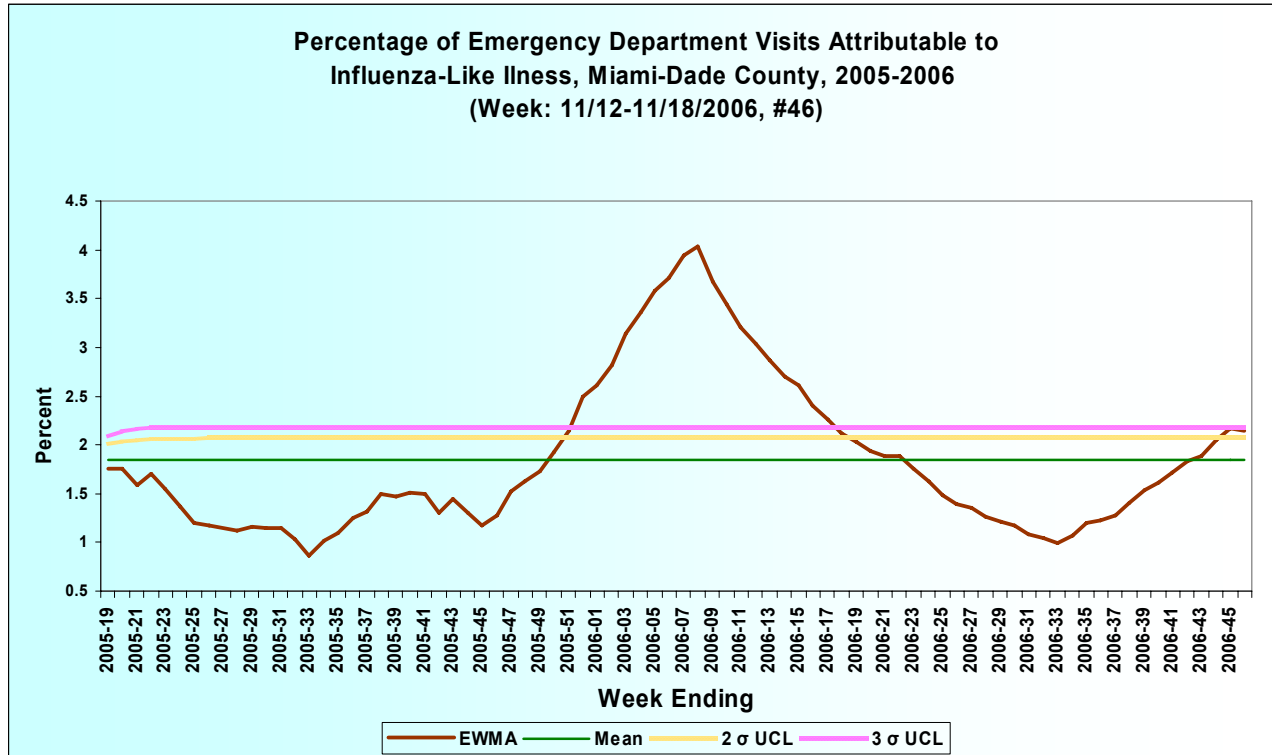


During Week 46, the number of complaints to the 911 Call Center in the category of Trouble Breathing continued to increase (above the mean) compared to the previous week.

## Hospital Emergency Department Surveillance

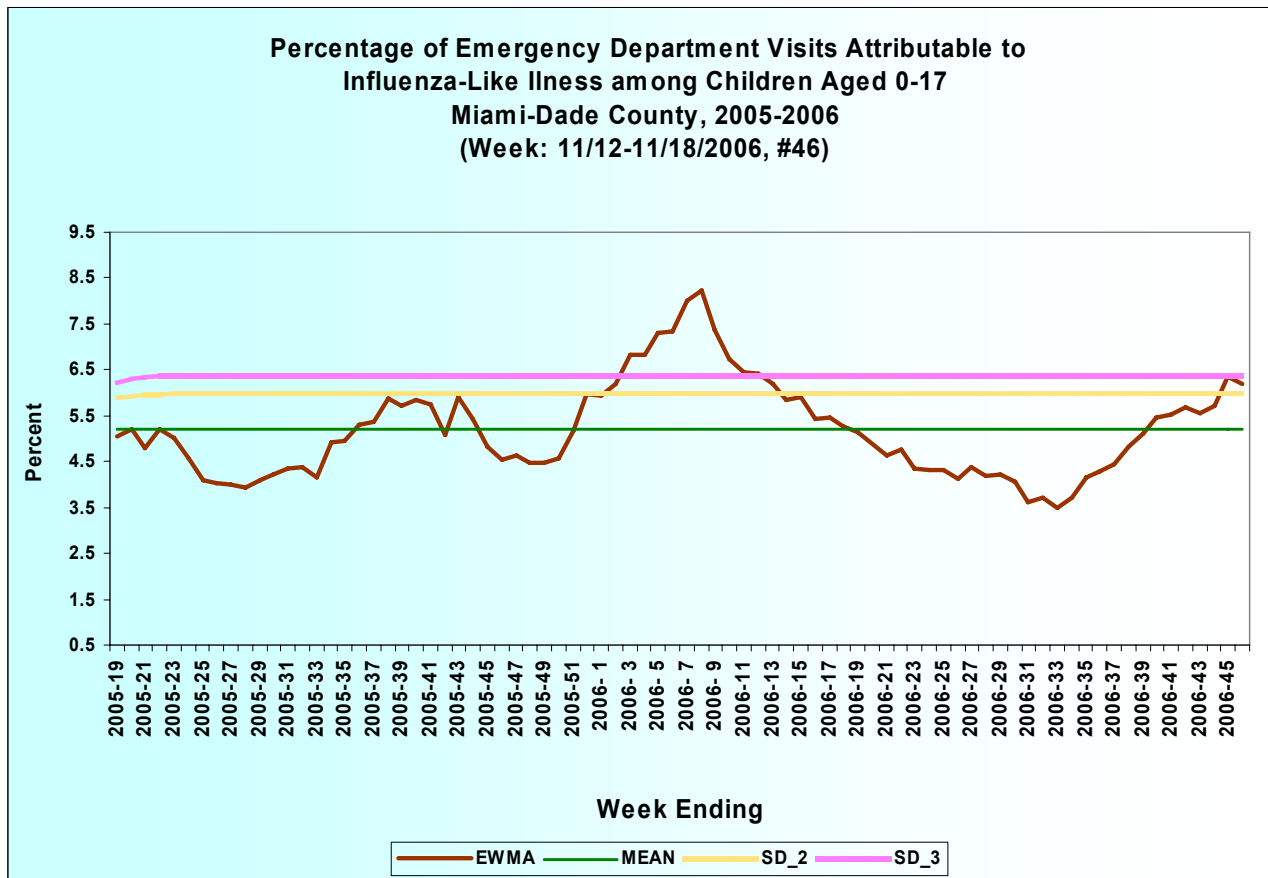
On a daily basis, selected Miami-Dade County hospitals electronically transmit hospital emergency department data to the Miami-Dade County Health Department. This data is then categorized into 10 distinct syndromes. The influenza-like illness (ILI) syndrome consists of fever with either cough or sore throat. It can also include a chief complaint of “flu”. Each week, staff will determine the percentage of all emergency department visits that fall into the ILI category.

### Influenza-Like-Illness, All Ages



During Week 46 (Week Ending 11/18/06), the percentage of Emergency Department Visits attributable to Influenza-Like Illness remained above the 2  $\sigma$  threshold this week. Overall ILI activity has been increasing since August 2006.

## Influenza-Like-Illness, Children Aged 0-17



During Week 46 (Week Ending 11/18/06), the percentage of Emergency Department Visits attributable to Influenza-Like Illness among children 0-17 years of age decreased slightly this week, however it remained above the 2  $\sigma$  threshold. Overall ILI activity has been increasing since August 2006.

## Outbreak Reports

No influenza-like/respiratory illness outbreaks were reported during Week 46 (Week ending 11/18/06).