



Miami-Dade County Health Department Office of Epidemiology and Disease Control Influenza/Respiratory Illness Surveillance Report Week 47: 11/19 – 11/25/2006

Contacts

Erin O'Connell, MPH

Erin_OConnell@doh.state.fl.us

Maria Bustamante, MPH

Maria_Bustamante@doh.state.fl.us

Phone: (305) 470-5660

Report Summary

The Week 47 Influenza/Respiratory Illness Surveillance Report includes information from the following data sources:

1. 911 Surveillance
2. Hospital Emergency Department Surveillance
3. Outbreak Report

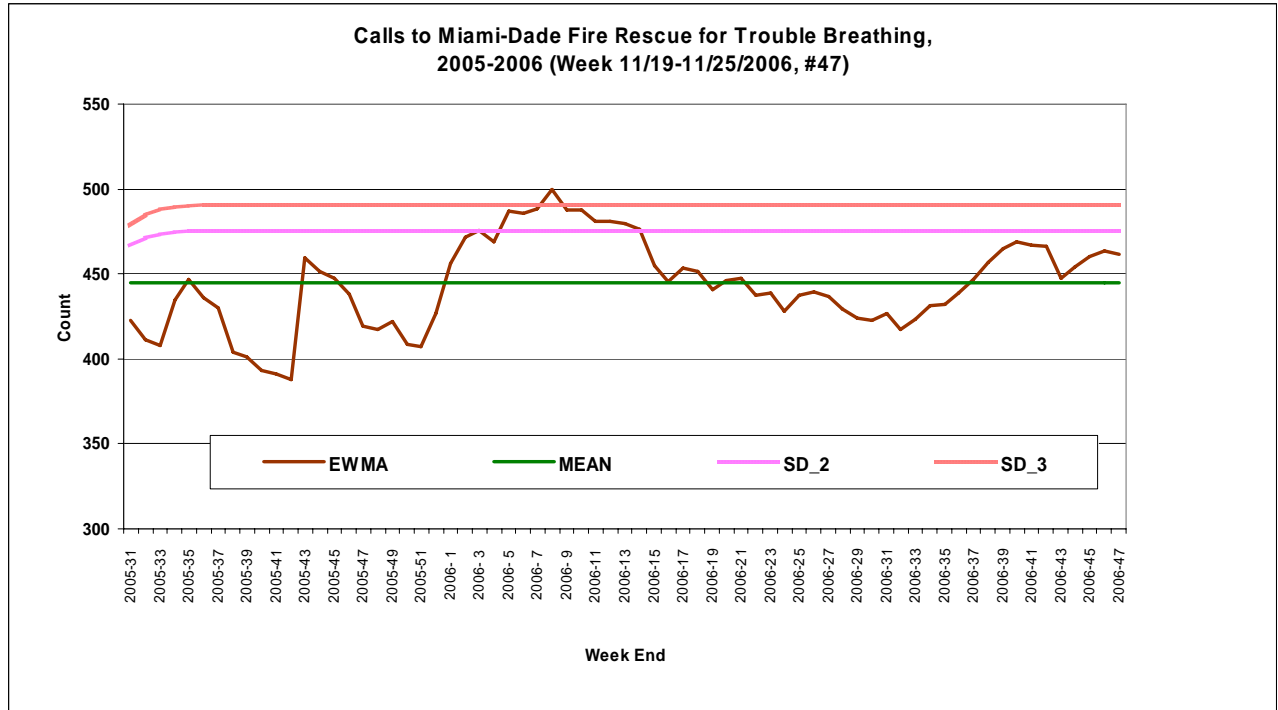
Each reporting week starts on Sunday and ends on Saturday.

Methods

An exponentially weighted moving average (EWMA) is calculated based on historical data from 2005 - 2006. EWMA is used to determine whether a process is in a state of statistical control and to detect shifts in the process average. The Upper Control Limits (UCL) are at 2 and 3 standard deviations above the mean. Increased activity is determined based on a threshold that is 2 standard deviations above the historical mean.

911 Surveillance

On a daily basis, the Office of Epidemiology and Disease Control monitors 911 medical calls placed to Miami-Dade Fire Rescue (MDFR). All medical calls are placed into categories by MDFR staff. The “trouble breathing” category is used to monitor respiratory illness.

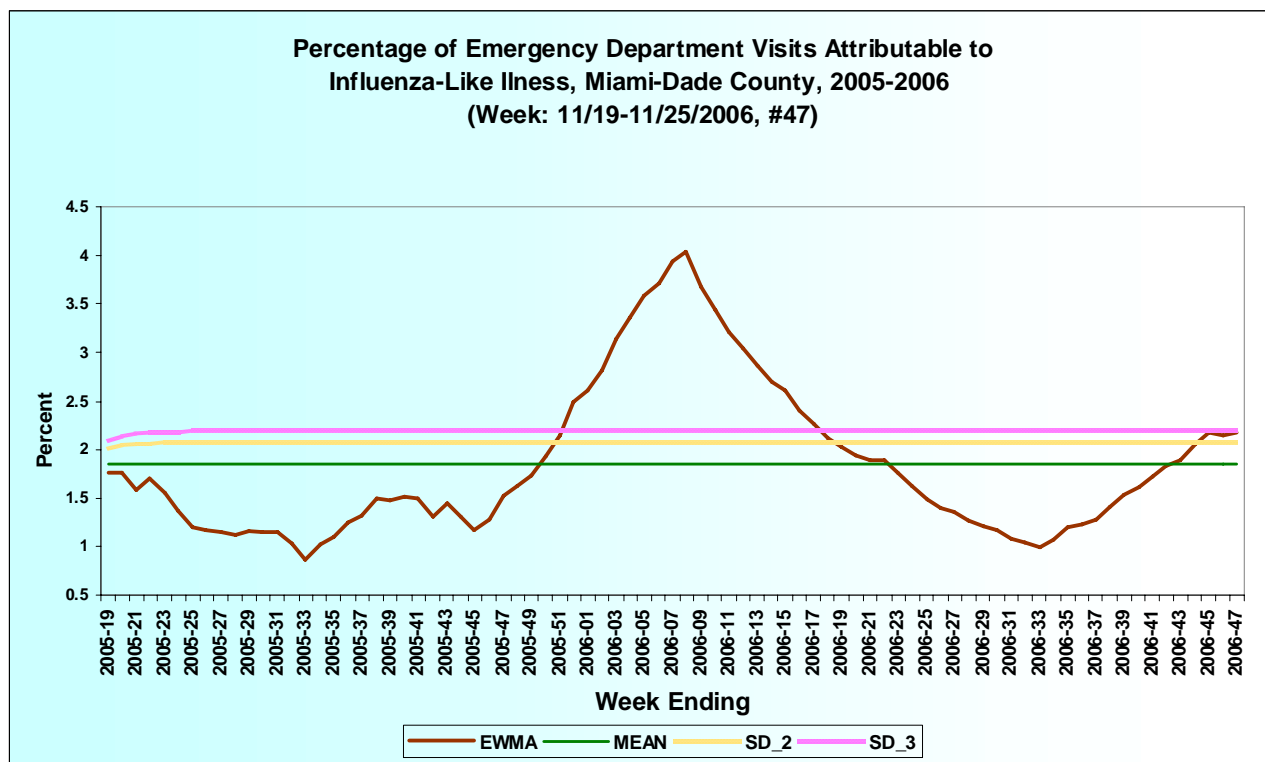


During Week 47, there was a slight decrease in the trouble breathing calls to the 911 Call Center. However, these are still within a normal range of 2 standard deviations from the mean.

Hospital Emergency Department Surveillance

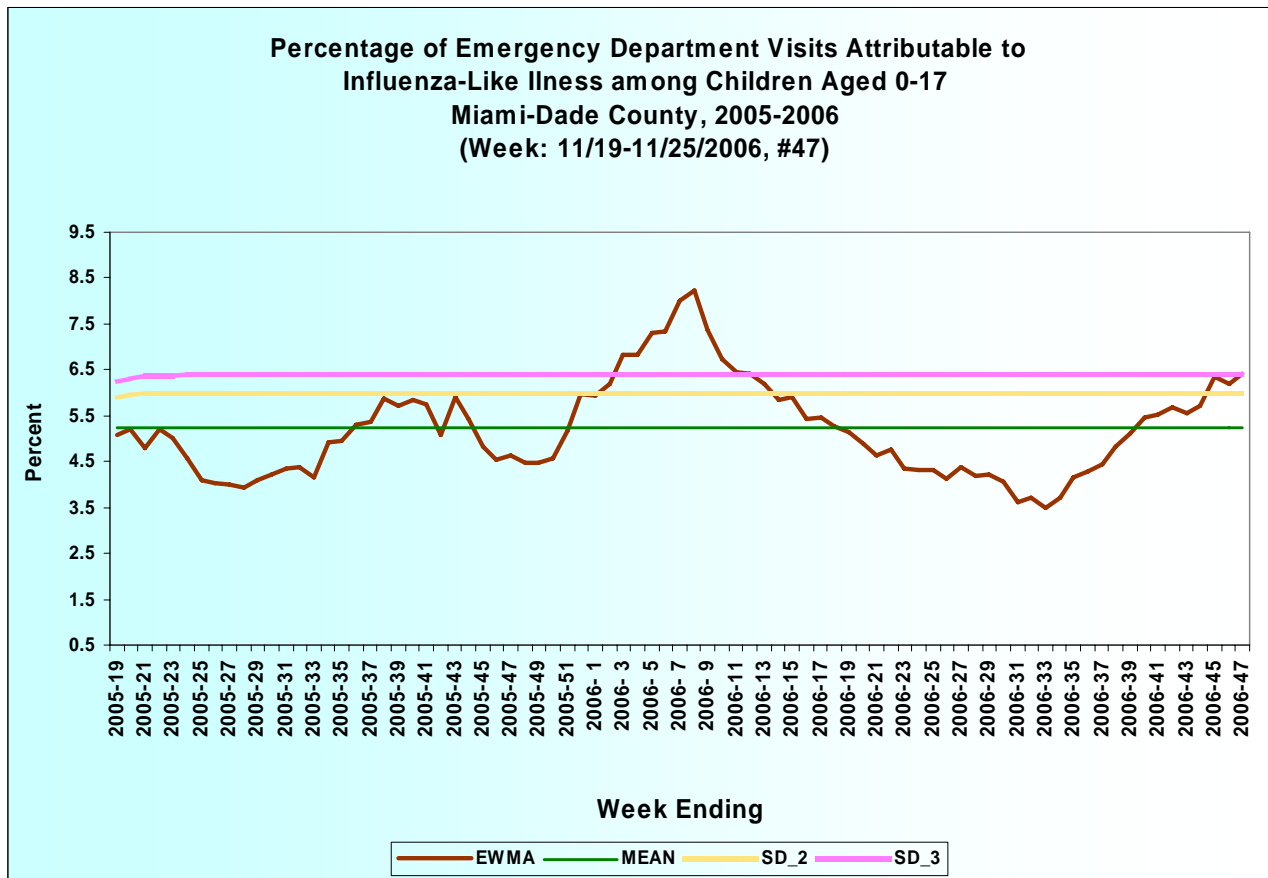
On a daily basis, selected Miami-Dade County hospitals electronically transmit hospital emergency department data to the Miami-Dade County Health Department. This data is then categorized into 10 distinct syndromes. The influenza-like illness (ILI) syndrome consists of fever with either cough or sore throat. It can also include a chief complaint of “flu”. Each week, staff will determine the percentage of all emergency department visits that fall into the ILI category.

Influenza-Like-Illness, All Ages



During Week 47 (Week Ending 11/25/06), there was a slight increase in the amount of influenza-like illness that is approaching 3 standard deviations above the mean. There has been an increase in influenza-like activity since August (Week 33).

Influenza-Like-Illness, Children Aged 0-17



During Week 47 (Week Ending 11/25/06), there was an increase in influenza-like illness seen among children. The activity was slightly above 3 standard deviations from the mean. It is the first time that influenza activity reached this level during the 2006-2007 influenza season.

Outbreak Reports

No influenza-like/respiratory illness outbreaks were reported during Week 47 (Week ending 11/25/06).