



# Miami-Dade County Health Department Office of Epidemiology and Disease Control Influenza/Respiratory Illness Surveillance Report Week 15: 04/08/2007 – 04/14/2007

## Contacts

Erin O'Connell, MPH  
[Erin\\_OConnell@doh.state.fl.us](mailto:Erin_OConnell@doh.state.fl.us)

Maria Bustamante, MPH  
[Maria\\_Bustamante@doh.state.fl.us](mailto:Maria_Bustamante@doh.state.fl.us)

Phone: (305) 470-5660

## Report Summary

The Weekly Influenza/Respiratory Illness Surveillance Report includes information from the following data sources:

1. 911 Surveillance
2. Hospital Emergency Department Surveillance
3. Florida Sentinel Physician Influenza Surveillance Network (FSPISN)
4. Outbreak Report

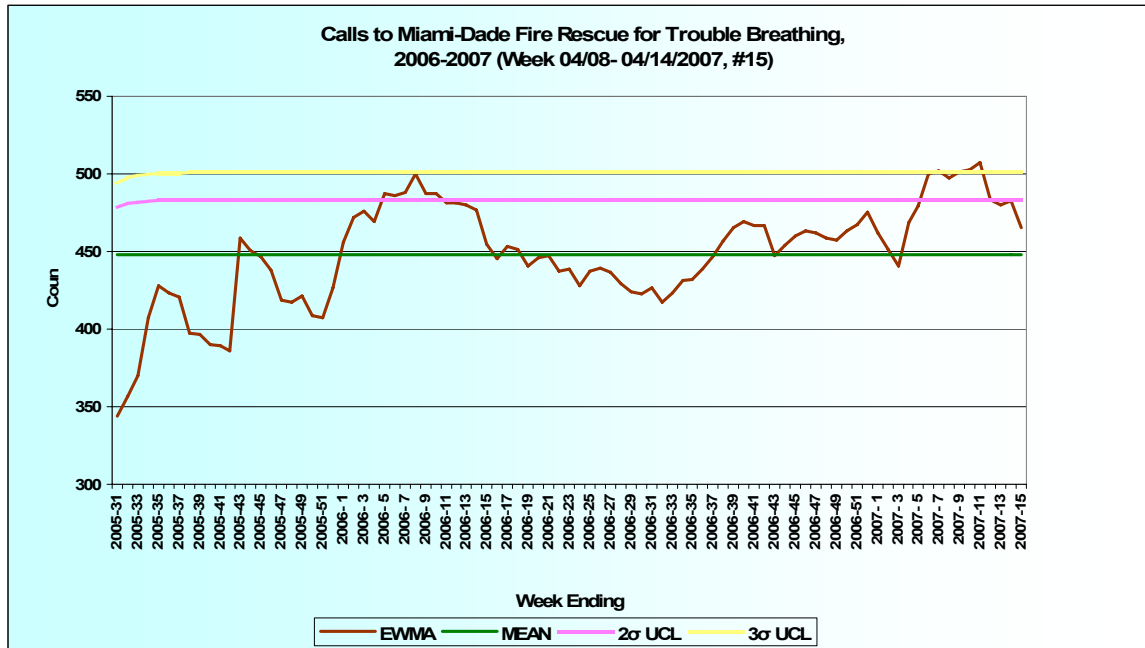
Each reporting week starts on Sunday and ends on Saturday.

## Methods

An exponentially weighted moving average (EWMA) is calculated based on historical data from 2005 to current data. EWMA is used to determine whether a process is in a state of statistical control and to detect shifts in the process average. The Upper Control Limits (UCL) are at 2 and 3 standard deviations above the mean. Increased activity is determined based on a threshold that is 2 standard deviations above the historical mean.

## 911 Surveillance

On a daily basis, the Office of Epidemiology and Disease Control monitors 911 medical calls placed to Miami-Dade Fire Rescue (MDFR). All medical calls are placed into categories by MDFR staff. The “trouble breathing” category is used to monitor respiratory illness.

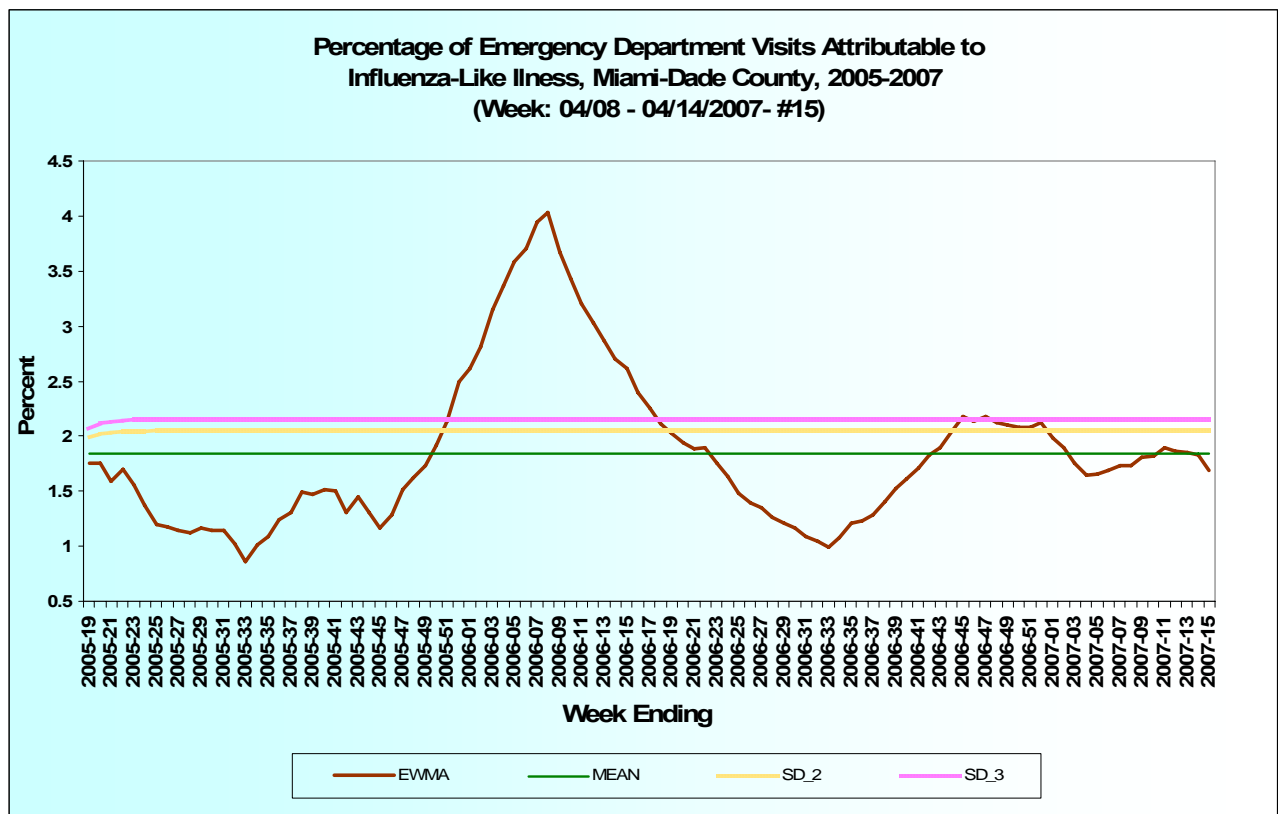


During this week, there was an increase in the number of calls to the 911 Call Center due to “trouble breathing” and it is below 2 standard deviations from the mean. The EWMA for this week was 465.03 and for 2006 it was 454.6.

## Hospital Emergency Department Surveillance

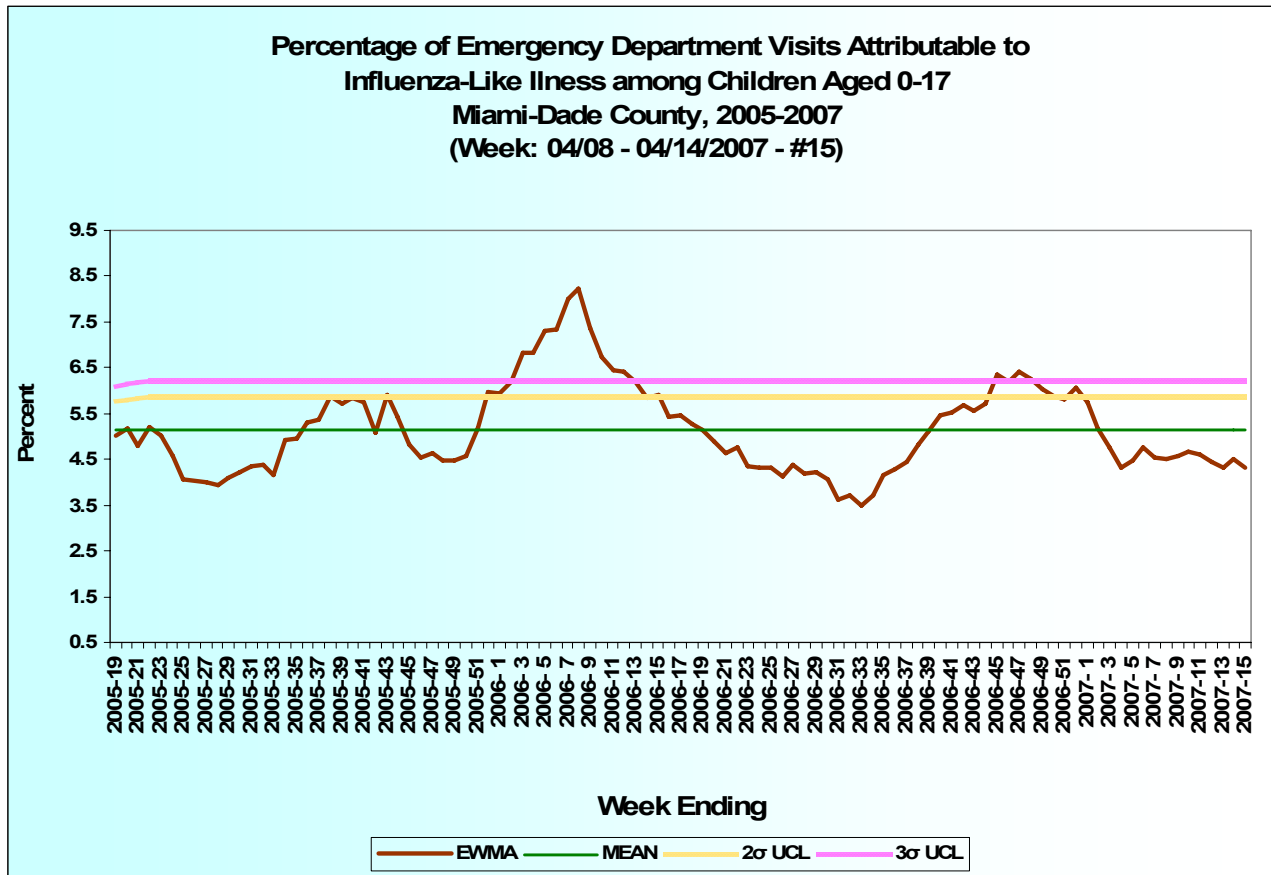
On a daily basis, selected Miami-Dade County hospitals electronically transmit hospital emergency department data to the Miami-Dade County Health Department. This data is then categorized into 10 distinct syndromes. The influenza-like illness (ILI) syndrome consists of fever with either cough or sore throat. It can also include a chief complaint of “flu”. Each week, staff will determine the percentage of all emergency department visits that fall into the ILI category.

### Influenza-Like-Illness, All Ages



During this week, influenza-like illness activity decreased slightly but still remains below 2 standard deviations from the mean. About 1.34% percent of emergency department visits were attributed to influenza-like illness, compared with 2.42% percent observed during the same week last year.

Influenza-Like-Illness, Children Aged 0-17



During this week, there was an increase in influenza-like illness seen among children. The activity level is below 2 standard deviations from the mean. About 3.91% percent of emergency department visits were attributed to influenza-like illness, compared with 6.04% percent observed during the same week last year.

## **Florida Sentinel Physician Influenza Surveillance Network (FSPISN)**

An influenza sentinel provider conducts surveillance for Influenza-like illness (ILI) in collaboration with the Florida State Health Department Bureau of Epidemiology and the Centers for Disease Control and Prevention (CDC). Data reported by sentinel providers, in combination with other influenza surveillance data, provides a national picture of influenza virus and ILI activity in the U.S. and Florida. Sentinel providers report the number of patient visits each week and number of patient visits for ILI by age group (0-4 years, 5-24 years, 25-64 years, and 65 and above years) year round. These data are transmitted once a week via the internet or fax to a central database to CDC. CDC recommends that there be 1 sentinel provider for every 250,000 population. Miami-Dade County has 9 participating providers.

### **Week 14 Data**

0 – 4 years	5 – 24 years	25 – 64 years	65 + years	Total ILI	Total patients seen	% ILI	# Providers Reporting
5	4	0	0	9	1669	0.54%	6 of 9

### **Outbreak Reports**

No influenza-like/respiratory illness outbreaks were reported during Week 15.