

Table 2-1a. Deaths and Crude Death Rates (per 100,000 population) for Ten Leading Causes of Death, Miami-Dade County, Florida and United States, 1999

Cause of Death (ICD-10-Code in Parenthesis)	Miami-Dade			Florida		United States	
	Rank	Number	Rate	Rank	Rate	Rank	Rate
HEART DISEASES (I00-I09, I11, I13, I20-I51)	1	6507	294.7	1	332.1	1	265.9
MALIGNANT NEOPLASMS (C00-C97)	2	4018	182.0	2	248.0	2	201.6
CEREBROVASCULAR DISEASES (I60-I69)	3	1010	45.7	3	68.3	3	61.4
CHRONIC LOWER RESPIRATORY DISEASES (J40-J47)	4	836	37.9	4	59.4	4	45.5
UNINTENTIONAL INJURIES (V01-X59, Y85-Y86)	5	695	31.5	5	38.9	5	35.9
DIABETES MELLITUS (E10-E14)	6	578	26.2	6	28.7	6	25.1
HIV/AIDS (B20-B24)	7	514	23.3	12	10.7	16	5.4
INFLUENZA AND PNEUMONIA (J10-J18)	8	477	21.6	7	21.6	7	23.4
ALZHEIMER'S DISEASE (G30)	9	344	15.6	8	19.9	8	16.3
NEPHRITIS, NEPHROTIC SYNDROME, AND NEPHROSIS (N00-N07, N17-N19, N25-N27)	10	284	12.9	11	10.9	9	13.0
ALL OTHER CAUSES		3814	172.7				
All CAUSES		19077	863.9		1043.0		877.0

Table 2-1b. Deaths and Crude Death Rates (per 100,000 population) for Ten Leading Causes of Death, Miami-Dade County, Florida and United States, 2000

Cause of Death (ICD-10-Code in Parenthesis)	Miami-Dade			Florida		United States	
	Rank	Number	Rate	Rank	Rate	Rank	Rate
HEART DISEASES (I00-I09, I11, I13, I20-I51)	1	6409	284.4	1	319.4	1	258.2
MALIGNANT NEOPLASMS (C00-C97)	2	3885	172.4	2	246.7	2	200.9
CEREBROVASCULAR DISEASES (I60-I69)	3	934	41.4	3	66.3	3	60.9
UNINTENTIONAL INJURIES (V01-X59, Y85-Y86)	4	774	34.3	5	40.8	5	35.6
CHRONIC LOWER RESPIRATORY DISEASES (J40-J47)	5	676	30.0	4	55.0	4	44.3
DIABETES MELLITUS (E10-E14)	6	519	23.0	6	28.5	6	25.2
HIV/AIDS (B20-B24)	7	480	21.3	12	11.6	16	5.4
INFLUENZA AND PNEUMONIA (J10-J18)	8	390	17.3	7	21.3	7	23.7
ALZHEIMER'S DISEASE (G30)	9	370	16.4	8	20.8	8	18.0
NEPHRITIS, NEPHROTIC SYNDROME, AND NEPHROSIS (N00-N07, N17-N19, N25-N27)	10	327	14.5	11	12.1	9	13.5
ALL OTHER CAUSES		3702	164.3				
All CAUSES		18466	819.5		1040.0		873.1

Table 2-1c. Deaths and Crude Death Rates (per 100,000 population) for Ten Leading Causes of Death, Miami-Dade County, Florida and United States, 2001

Cause of Death (ICD-10-Code in Parenthesis)	Miami-Dade			Florida		United States*	
	Rank	Number	Rate	Rank	Rate	Rank	Rate
HEART DISEASES (I00-I09, I11, I13, I20-I51)	1	6730	294.4	1	306.7	1	258.2
MALIGNANT NEOPLASMS (C00-C97)	2	3870	169.3	2	236.6	2	200.9
CEREBROVASCULAR DISEASES (I60-I69)	3	974	42.6	3	63.2	3	71.1
UNINTENTIONAL INJURIES (V01-X59, Y85-Y86)	4	729	31.9	5	41.9	4	44.3
CHRONIC LOWER RESPIRATORY DISEASES (J40-J47)	5	723	31.6	4	54.3	5	35.6
DIABETES MELLITUS (E10-E14)	6	560	24.5	6	27.9	6	25.2
HIV/AIDS (B20-B24)	7	466	20.4	13	10.1	16	5.4
INFLUENZA AND PNEUMONIA (J10-J18)	8	439	19.2	8	20.0	7	23.7
ALZHEIMER'S DISEASE (G30)	9	395	17.3	7	22.1	8	18.0
NEPHRITIS, NEPHROTIC SYNDROME, AND NEPHROSIS (N00-N07, N17-N19, N25-N27)	10	321	14.0	10	13.9	9	13.5
ALL OTHER CAUSES		3835	167.8				
All CAUSES		19042	833.0		1018.7		881.9

*: 2000 data because 2001 not available

Table 2-2a. Ten Leading Causes of Death by Race and Sex*, Miami-Dade County, 1999

Cause of Death (ICD-10-Code in Parenthesis)	Number	Rate**	Cause of Death (ICD-10-Code in Parenthesis)	Number	Rate**
All White			All Nonwhite		
HEART DISEASES (I00-I09, I11, I13, I20-I51)	5567	359.7	HEART DISEASES (I00-I09, I11, I13, I20-I51)	940	142.4
MALIGNANT NEOPLASMS (C00-C97)	3367	217.5	MALIGNANT NEOPLASMS (C00-C97)	651	98.6
CEREBROVASCULAR DISEASES (I60-I69)	808	52.2	HIV (B20-B24)	345	52.2
CHRONIC LOWER RESPIRATORY DISEASES (J40-J47)	755	48.8	CEREBROVASCULAR DISEASES (I60-I69)	202	30.6
UNINTENTIONAL INJURIES (V01-X59, Y85-Y86)	528	34.1	UNINTENTIONAL INJURIES (V01-X59, Y85-Y86)	167	25.3
DIABETES MELLITUS (E10-E14)	457	29.5	HOMICIDE (X85-Y09, Y87.1)	122	18.5
INFLUENZA & PNEUMONIA (J10-J18)	419	27.1	DIABETES MELLITUS (E10-E14)	121	18.3
ALZHEIMER'S DISEASE (G30)	325	21.0	CHRONIC LOWER RESPIRATORY DISEASES (J40-J47)	81	12.3
NEPHRITIS/NEPHROTIC SYN. & NEP. (N00-N07, N17-N19, N25-N27)***	211	13.6	NEPHRITIS/NEPHROTIC SYN. & NEP. (N00-N07, N17-N19, N25-N27)***	73	11.1
SUICIDE (X60-X84, Y87.0)	210	13.6	INFLUENZA & PNEUMONIA (J10-J18)	58	8.8
ALL CAUSES	15612	1008.6	ALL CAUSES	3465	524.8
White Male			Nonwhite Male		
HEART DISEASES (I00-I09, I11, I13, I20-I51)	2557	340.4	HEART DISEASES (I00-I09, I11, I13, I20-I51)	472	149.5
MALIGNANT NEOPLASMS (C00-C97)	1724	229.5	MALIGNANT NEOPLASMS (C00-C97)	340	107.7
CHRONIC LOWER RESPIRATORY DISEASES (J40-J47)	383	51.0	HIV (B20-B24)	198	62.7
CEREBROVASCULAR DISEASES (I60-I69)	367	48.9	UNINTENTIONAL INJURIES (V01-X59, Y85-Y86)	118	37.4
UNINTENTIONAL INJURIES (V01-X59, Y85-Y86)	357	47.5	HOMICIDE (X85-Y09, Y87.1)	106	33.6
DIABETES MELLITUS (E10-E14)	217	28.9	CEREBROVASCULAR DISEASES (I60-I69)	86	27.2
INFLUENZA & PNEUMONIA (J10-J18)	187	24.9	DIABETES MELLITUS (E10-E14)	46	14.6
SUICIDE (X60-X84, Y87.0)	159	21.2	CHRONIC LOWER RESPIRATORY DISEASES (J40-J47)	41	13.0
HIV (B20-B24)	147	19.6	NEPHRITIS/NEPHROTIC SYN. & NEP. (N00-N07, N17-N19, N25-N27)***	36	11.4
CHRONIC LIVER DIS & CIRRHOSIS (K70, K73-K74)	111	14.8	INFLUENZA & PNEUMONIA (J10-J18)	31	9.8
ALL CAUSES	7616	1013.9	ALL CAUSES	1849	585.7

Note: *: Sex not stated for 2 deaths

** : Rates per 100,000 population in specified group

***: Nephritis, Nephrotic Syndrome, and Nephrosis (N00-N07, N17-N19, N25-N27)

Table 2-2a. (cont'd) Ten Leading Causes of Death by Race and Sex*, Miami-Dade County, 1999

Cause of Death (ICD-10-Code in Parenthesis)	Number	Rate**	Cause of Death (ICD-10-Code in Parenthesis)	Number	Rate**
White Female			Nonwhite Female		
HEART DISEASES (I00-I09, I11, I13, I20-I51)	3010	377.8	HEART DISEASES (I00-I09, I11, I13, I20-I51)	468	135.8
MALIGNANT NEOPLASMS (C00-C97)	1643	206.2	MALIGNANT NEOPLASMS (C00-C97)	311	90.3
CEREBROVASCULAR DISEASES (I60-I69)	441	55.4	HIV (B20-B24)	147	42.7
CHRONIC LOWER RESPIRATORY DISEASES (J40-J47)	372	46.7	CEREBROVASCULAR DISEASES (I60-I69)	116	33.7
DIABETES MELLITUS (E10-E14)	240	30.1	DIABETES MELLITUS (E10-E14)	75	21.8
INFLUENZA & PNEUMONIA (J10-J18)	232	29.1	UNINTENTIONAL INJURIES (V01-X59, Y85-Y86)	49	14.2
ALZHEIMER'S DISEASE (G30)	227	28.5	CHRONIC LOWER RESPIRATORY DISEASES (J40-J47)	40	11.6
UNINTENTIONAL INJURIES (V01-X59, Y85-Y86)	171	21.5	NEPHRITIS/NEPHROTIC SYN. & NEP. (N00-N07, N17-N19, N25-N27)***	37	10.7
SEPTICEMIA (A40-A41)	108	13.6	HYPERTENSION & HYP RENAL DIS (I10, I12)	28	8.1
NEPHRITIS/NEPHROTIC SYN. & NEP. (N00-N07, N17-N19, N25-N27)***	101	12.7	INFLUENZA & PNEUMONIA (J10-J18)	27	7.8
ALL CAUSES	7996	1003.7	ALL CAUSES	1614	468.4
Males (white and nonwhite)			Females (white and nonwhite)		
HEART DISEASES (I00-I09, I11, I13, I20-I51)	3029	283.9	HEART DISEASES (I00-I09, I11, I13, I20-I51)	3478	304.7
MALIGNANT NEOPLASMS (C00-C97)	2064	193.5	MALIGNANT NEOPLASMS (C00-C97)	1954	171.2
UNINTENTIONAL INJURIES (V01-X59, Y85-Y86)	475	44.5	CEREBROVASCULAR DISEASES (I60-I69)	557	48.8
CEREBROVASCULAR DISEASES (I60-I69)	453	42.5	CHRONIC LOWER RESPIRATORY DISEASES (J40-J47)	412	36.1
CHRONIC LOWER RESPIRATORY DISEASES (J40-J47)	424	39.7	DIABETES MELLITUS (E10-E14)	315	27.6
HIV (B20-B24)	345	32.3	INFLUENZA & PNEUMONIA (J10-J18)	259	22.7
DIABETES MELLITUS (E10-E14)	263	24.7	ALZHEIMER'S DISEASE (G30)	239	20.9
INFLUENZA & PNEUMONIA (J10-J18)	218	20.4	UNINTENTIONAL INJURIES (V01-X59, Y85-Y86)	220	19.3
SUICIDE (X60-X84, Y87.0)	188	17.6	HIV (B20-B24)	169	14.8
HOMICIDE (X85-Y09, Y87.1)	186	17.4	NEPHRITIS/NEPHROTIC SYN. & NEP. (N00-N07, N17-N19, N25-N27)***	138	12.1
ALL CAUSES	9465	887.2	ALL CAUSES	9610	842.0

Note: *: Sex not stated for 2 deaths

** : Rates per 100,000 population in specified group

***: Nephritis, Nephrotic Syndrome, and Nephrosis (N00-N07, N17-N19, N25-N27)

Table 2-2b. Ten Leading Causes of Death by Race and Sex*, Miami-Dade County, 2000

Cause of Death (ICD-10-Code in Parenthesis)	Number	Rate**	Cause of Death (ICD-10-Code in Parenthesis)	Number	Rate**
All White			All Nonwhite		
HEART DISEASES (I00-I09, I11, I13, I20-I51)	5484	349.2	HEART DISEASES (I00-I09, I11, I13, I20-I51)	925	135.42
MALIGNANT NEOPLASMS (C00-C97)	3151	200.7	MALIGNANT NEOPLASMS (C00-C97)	734	107.46
CEREBROVASCULAR DISEASES (I60-I69)	750	47.8	HIV (B20-B24)	337	49.336
CHRONIC LOWER RESPIRATORY DISEASES (J40-J47)	618	39.4	UNINTENTIONAL INJURIES (V01-X59, Y85-Y86)	189	27.669
UNINTENTIONAL INJURIES (V01-X59, Y85-Y86)	585	37.3	CEREBROVASCULAR DISEASES (I60-I69)	184	26.937
DIABETES MELLITUS (E10-E14)	404	25.7	HOMICIDE (X85-Y09, Y87.1)	118	17.275
INFLUENZA & PNEUMONIA (J10-J18)	347	22.1	DIABETES MELLITUS (E10-E14)	115	16.836
ALZHEIMER'S DISEASE (G30)	343	21.8	NEPHRITIS/NEPHROTIC SYN. & NEP. (N00-N07, N17-N19, N25-N27)***	61	8.9302
NEPHRITIS/NEPHROTIC SYN. & NEP. (N00-N07, N17-N19, N25-N27)***	266	16.9	CHRONIC LOWER RESPIRATORY DISEASES (J40-J47)	58	8.491
SUICIDE (X60-X84, Y87.0)	185	11.8	INFLUENZA & PNEUMONIA (J10-J18)	43	6.2951
ALL CAUSES	14963	952.9	ALL CAUSES	3503	512.83
White Male			Nonwhite Male		
HEART DISEASES (I00-I09, I11, I13, I20-I51)	2593	340.0	HEART DISEASES (I00-I09, I11, I13, I20-I51)	444	136.0
MALIGNANT NEOPLASMS (C00-C97)	1681	220.4	MALIGNANT NEOPLASMS (C00-C97)	388	118.8
UNINTENTIONAL INJURIES (V01-X59, Y85-Y86)	379	49.7	HIV (B20-B24)	207	63.4
CEREBROVASCULAR DISEASES (I60-I69)	326	42.7	UNINTENTIONAL INJURIES (V01-X59, Y85-Y86)	138	42.3
CHRONIC LOWER RESPIRATORY DISEASES (J40-J47)	279	36.6	HOMICIDE (X85-Y09, Y87.1)	106	32.5
DIABETES MELLITUS (E10-E14)	194	25.4	CEREBROVASCULAR DISEASES (I60-I69)	75	23.0
SUICIDE (X60-X84, Y87.0)	156	20.5	DIABETES MELLITUS (E10-E14)	51	15.6
NEPHRITIS/NEPHROTIC SYN. & NEP. (N00-N07, N17-N19, N25-N27)***	146	19.1	CHRONIC LOWER RESPIRATORY DISEASES (J40-J47)	37	11.3
INFLUENZA & PNEUMONIA (J10-J18)	141	18.5	SUICIDE (X60-X84, Y87.0)	28	8.6
HIV (B20-B24)	114	14.9	CONDITIONS ORIGINATING IN PERINATAL PERIOD (P00-P96)	25	7.7
ALL CAUSES	7391	969.2	ALL CAUSES	1891	579.1

Note: *: Sex not stated for 3 deaths

** : Rates per 100,000 population in specified group

***: Nephritis, Nephrotic Syndrome, and Nephrosis (N00-N07, N17-N19, N25-N27)

Table 2-2b. (cont'd) Ten Leading Causes of Death by Race and Sex*, Miami-Dade County, 2000

Cause of Death (ICD-10-Code in Parenthesis)	Number	Rate**	Cause of Death (ICD-10-Code in Parenthesis)	Number	Rate**
White Female			Nonwhite Female		
HEART DISEASES (I00-I09, I11, I13, I20-I51)	2890	357.8	HEART DISEASES (I00-I09, I11, I13, I20-I51)	481	134.9
MALIGNANT NEOPLASMS (C00-C97)	1470	182.0	MALIGNANT NEOPLASMS (C00-C97)	345	96.8
CEREBROVASCULAR DISEASES (I60-I69)	424	52.5	HIV (B20-B24)	130	36.5
CHRONIC LOWER RESPIRATORY DISEASES (J40-J47)	339	42.0	CEREBROVASCULAR DISEASES (I60-I69)	109	30.6
ALZHEIMER'S DISEASE (G30)	245	30.3	DIABETES MELLITUS (E10-E14)	64	18.0
DIABETES MELLITUS (E10-E14)	210	26.0	UNINTENTIONAL INJURIES (V01-X59, Y85-Y86)	51	14.3
INFLUENZA & PNEUMONIA (J10-J18)	206	25.5	NEPHRITIS/NEPHROTIC SYN. & NEP. (N00-N07, N17-N19, N25-N27)***	39	10.9
UNINTENTIONAL INJURIES (V01-X59, Y85-Y86)	206	25.5	INFLUENZA & PNEUMONIA (J10-J18)	23	6.5
NEPHRITIS/NEPHROTIC SYN. & NEP. (N00-N07, N17-N19, N25-N27)***	120	14.9	CHRONIC LOWER RESPIRATORY DISEASES (J40-J47)	21	5.9
OTHER DIS OF RESP SYS (J00-J06, J30-J39, J67, J70-J98)	98	12.1	SEPTICEMIA (A40-A41)	20	5.6
ALL CAUSES	7571	937.4	ALL CAUSES	1610	451.6
Males (white and nonwhite)			Females (white and nonwhite)		
HEART DISEASES (I00-I09, I11, I13, I20-I51)	3037	278.8	HEART DISEASES(I00-I09, I11, I13, I20-I51)	3371	289.6
MALIGNANT NEOPLASMS (C00-C97)	2069	190.0	MALIGNANT NEOPLASMS(C00-C97)	1815	155.9
UNINTENTIONAL INJURIES (V01-X59, Y85-Y86)	517	47.5	CEREBROVASCULAR DISEASES (I60-I69)	533	45.8
CEREBROVASCULAR DISEASES (I60-I69)	401	36.8	CHRONIC LOWER RESPIRATORY DISEASES (J40-J47)	360	30.9
HIV (B20-B24)	321	29.5	DIABETES MELLITUS (E10-E14)	274	23.5
CHRONIC LOWER RESPIRATORY DISEASES (J40-J47)	316	29.0	ALZHEIMER'S DISEASE (G30)	263	22.6
DIABETES MELLITUS (E10-E14)	245	22.5	UNINTENTIONAL INJURIES (V01-X59, Y85-Y86)	257	22.1
SUICIDE (X60-X84, Y87.0)	184	16.9	INFLUENZA & PNEUMONIA (J10-J18)	229	19.7
NEPHRITIS/NEPHROTIC SYN. & NEP. (N00-N07, N17-N19, N25-N27)***	168	15.4	HIV (B20-B24)	159	13.7
HOMICIDE (X85-Y09, Y87.1)	163	15.0	NEPHRITIS/NEPHROTIC SYN. & NEP. (N00-N07, N17-N19, N25-N27)***	159	13.7
ALL CAUSES	9282	852.2	ALL CAUSES	9181	788.6

Note: *: Sex not stated for 3 deaths

** : Rates per 100,000 population in specified group

***: Nephritis, Nephrotic Syndrome, and Nephrosis (N00-N07, N17-N19, N25-N27)

Table 2-2c. Ten Leading Causes of Death by Race and Sex*, Miami-Dade County, 2001

Cause of Death (ICD-10-Code in Parenthesis)	Number	Rate**	Cause of Death (ICD-10-Code in Parenthesis)	Number	Rate**
All White			All Nonwhite		
HEART DISEASES (I00-I09, I11, I13, I20-I51)	5646	355.4	HEART DISEASES (I00-I09, I11, I13, I20-I51)	1084	155.47
MALIGNANT NEOPLASMS (C00-C97)	3206	201.8	MALIGNANT NEOPLASMS (C00-C97)	664	95.232
CEREBROVASCULAR DISEASES(I60-I69)	764	48.1	HIV (B20-B24)	318	45.608
CHRONIC LOWER RESPIRATORY DISEASES (J40-J47)	643	40.5	CEREBROVASCULAR DISEASES (I60-I69)	210	30.119
UNINTENTIONAL INJURIES (V01-X59, Y85-Y86)	560	35.3	UNINTENTIONAL INJURIES (V01-X59, Y85-Y86)	169	24.238
DIABETES MELLITUS (E10-E14)	437	27.5	DIABETES MELLITUS(E10-E14)	123	17.641
INFLUENZA & PNEUMONIA (J10-J18)	387	24.4	HOMICIDE (X85-Y09, Y87.1)	108	15.49
ALZHEIMER'S DISEASE (G30)	372	23.4	CHRONIC LOWER RESPIRATORY DISEASES (J40-J47)	80	11.474
NEPHRITIS/NEPHROTIC SYN. & NEP. (N00-N07, N17-N19, N25-N27)***	251	15.8	NEPHRITIS/NEPHROTIC SYN. & NEP. (N00-N07, N17-N19, N25-N27)***	70	10.04
SEPTICEMIA (A40-A41)	192	12.1	CONDITIONS ORIGINATING IN PERINATAL PERIOD (P00-P96)	58	8.3185
ALL CAUSES	15478	974.3	ALL CAUSES	3564	511.16
White Male			Nonwhite Male		
HEART DISEASES (I00-I09, I11, I13, I20-I51)	2620	339.4	HEART DISEASES (I00-I09, I11, I13, I20-I51)	526	157.9
MALIGNANT NEOPLASMS (C00-C97)	1705	220.8	MALIGNANT NEOPLASMS (C00-C97)	376	112.8
UNINTENTIONAL INJURIES (V01-X59, Y85-Y86)	376	48.7	HIV (B20-B24)	179	53.7
CEREBROVASCULAR DISEASES (I60-I69)	309	40.0	UNINTENTIONAL INJURIES (V01-X59, Y85-Y86)	122	36.6
CHRONIC LOWER RESPIRATORY DISEASES (J40-J47)	288	37.3	HOMICIDE (X85-Y09, Y87.1)	93	27.9
DIABETES MELLITUS (E10-E14)	206	26.7	CEREBROVASCULAR DISEASES (I60-I69)	78	23.4
INFLUENZA & PNEUMONIA (J10-J18)	160	20.7	DIABETES MELLITUS (E10-E14)	51	15.3
SUICIDE (X60-X84, Y87.0)	160	20.7	CHRONIC LOWER RESPIRATORY DISEASES (J40-J47)	45	13.5
NEPHRITIS/NEPHROTIC SYN. & NEP. (N00-N07, N17-N19, N25-N27)***	127	16.5	NEPHRITIS/NEPHROTIC SYN. & NEP. (N00-N07, N17-N19, N25-N27)***	32	9.6
HIV (B20-B24)	125	16.2	INFLUENZA & PNEUMONIA (J10-J18)	30	9.0
ALL CAUSES	7556	978.7	ALL CAUSES	1867	560.3

Note: *: Sex not stated for 1 death

** : Rates per 100,000 population in specified group

***: Nephritis, Nephrotic Syndrome, & Nephrosis (N00-N07, N17-N19, N25-N27)

Table 2-2c. (cont'd) Ten Leading Causes of Death by Race and Sex*, Miami-Dade County, 2001

Cause of Death (ICD-10-Code in Parenthesis)	Number	Rate**	Cause of Death (ICD-10-Code in Parenthesis)	Number	Rate**
White Female			Nonwhite Female		
HEART DISEASES (I00-I09, I11, I13, I20-I51)	3026	370.6	HEART DISEASES (I00-I09, I11, I13, I20-I51)	558	153.3
MALIGNANT NEOPLASMS (C00-C97)	1501	183.8	MALIGNANT NEOPLASMS (C00-C97)	288	79.1
CEREBROVASCULAR DISEASES (I60-I69)	455	55.7	HIV (B20-B24)	139	38.2
CHRONIC LOWER RESPIRATORY DISEASES (J40-J47)	355	43.5	CEREBROVASCULAR DISEASES (I60-I69)	132	36.3
ALZHEIMER'S DISEASE (G30)	252	30.9	DIABETES MELLITUS (E10-E14)	72	19.8
DIABETES MELLITUS (E10-E14)	231	28.3	UNINTENTIONAL INJURIES (V01-X59, Y85-Y86)	47	12.9
INFLUENZA & PNEUMONIA (J10-J18)	227	27.8	NEPHRITIS/NEPHROTIC SYN. & NEP. (N00-N07, N17-N19, N25-N27)***	38	10.4
UNINTENTIONAL INJURIES (V01-X59, Y85-Y86)	184	22.5	CHRONIC LOWER RESPIRATORY DISEASES (J40-J47)	35	9.6
NEPHRITIS/NEPHROTIC SYN. & NEP. (N00-N07, N17-N19, N25-N27)***	124	15.2	CONDITIONS ORIGINATING IN PERINATAL PERIOD (P00-P96)	29	8.0
SEPTICEMIA (A40-A41)	100	12.2	INFLUENZA & PNEUMONIA (J10-J18)	22	6.0
ALL CAUSES	7922	970.1	SEPTICEMIA (A40-A41)	22	6.0
			ALL CAUSES	1696	465.9
Males (white and nonwhite)			Females (white and nonwhite)		
HEART DISEASES (I00-I09, I11, I13, I20-I51)	3146	284.6	HEART DISEASES (I00-I09, I11, I13, I20-I51)	3584	303.6
MALIGNANT NEOPLASMS (C00-C97)	2081	188.3	MALIGNANT NEOPLASMS (C00-C97)	1789	151.5
UNINTENTIONAL INJURIES (V01-X59, Y85-Y86)	498	45.1	CEREBROVASCULAR DISEASES (I60-I69)	587	49.7
CEREBROVASCULAR DISEASES (I60-I69)	387	35.0	CHRONIC LOWER RESPIRATORY DISEASES (J40-J47)	390	33.0
CHRONIC LOWER RESPIRATORY DISEASES (J40-J47)	333	30.1	DIABETES MELLITUS (E10-E14)	303	25.7
HIV (B20-B24)	304	27.5	ALZHEIMER'S DISEASE (G30)	264	22.4
DIABETES MELLITUS (E10-E14)	257	23.3	INFLUENZA & PNEUMONIA (J10-J18)	249	21.1
INFLUENZA & PNEUMONIA (J10-J18)	190	17.2	UNINTENTIONAL INJURIES (V01-X59, Y85-Y86)	231	19.6
SUICIDE (X60-X84, Y87.0)	183	16.6	HIV (B20-B24)	162	13.7
HOMICIDE (X85-Y09, Y87.1)	165	14.9	NEPHRITIS/NEPHROTIC SYN. & NEP. (N00-N07, N17-N19, N25-N27)***	162	13.7
ALL CAUSES	9423	852.6	ALL CAUSES	9618	814.7

Note: *: Sex not stated for 1 death

** : Rates per 100,000 population in specified group

***: Nephritis, Nephrotic Syndrome, & Nephrosis (N00-N07, N17-N19, N25-N27)

Table 2-3a. Five Leading Causes of Death by Age Group, Miami-Dade County, 1999

Cause of Death (ICD-10-CODE)	Number	Rate
1-4 years		
UNINTENTIONAL INJURIES (V01-X59, Y85-Y86)	17	14.9
MALIGNANT NEOPLASMS (C00-C97)	5	4.4
HOMICIDE (X85-Y09, Y87.1)	4	3.5
CONGENITAL MALFORMATIONS/DEFORMATIONS & CHROMOSOMAL ABNORM (Q00-Q99)	3	2.6
CONDITIONS ORIGINATING IN PERINATAL PERIOD (P00-P96)	2	1.8
5-14 years		
UNINTENTIONAL INJURIES (V01-X59, Y85-Y86)	18	5.7
MALIGNANT NEOPLASMS (C00-C97)	17	5.4
CONGENITAL MALFORMATIONS/DEFORMATIONS & CHROMOSOMAL ABNORM (Q00-Q99)	7	2.2
HIV (B20-B24)	3	1.0
HOMICIDE (X85-Y09, Y87.1)	3	1.0
MENINGOCOCCAL INFECTION (A39)	3	1.0
15-24 years		
UNINTENTIONAL INJURIES (V01-X59, Y85-Y86)	91	30.8
HOMICIDE (X85-Y09, Y87.1)	53	17.9
MALIGNANT NEOPLASMS (C00-C97)	17	5.8
SUICIDE (X60-X84, Y87.0)	14	4.7
HEART DISEASES (I00-I09, I11, I13, I20-I51)	13	4.4
25-34 years		
HIV (B20-B24)	76	21.5
UNINTENTIONAL INJURIES (V01-X59, Y85-Y86)	75	21.2
HOMICIDE (X85-Y09, Y87.1)	55	15.6
MALIGNANT NEOPLASMS (C00-C97)	31	8.8
SUICIDE (X60-X84, Y87.0)	30	8.5
35-44 years		
HIV (B20-B24)	223	63.2
MALIGNANT NEOPLASMS (C00-C97)	137	38.8
UNINTENTIONAL INJURIES (V01-X59, Y85-Y86)	103	29.2
HEART DISEASES (I00-I09, I11, I13, I20-I51)	96	27.2
HOMICIDE (X85-Y09, Y87.1)	46	13.0
45-54 years		
MALIGNANT NEOPLASMS (C00-C97)	336	124.4
HEART DISEASES (I00-I09, I11, I13, I20-I51)	252	93.3
HIV (B20-B24)	111	41.1
UNINTENTIONAL INJURIES (V01-X59, Y85-Y86)	95	35.2
CEREBROVASCULAR DISEASES (I60-I69)	45	16.7

Table 2-3a. (cont'd) Five Leading Causes of Death by Age Group, Miami-Dade County, 1999

Cause of Death (ICD-10-CODE)	Number	Rate
55-64 years		
MALIGNANT NEOPLASMS (C00-C97)	669	334.5
HEART DISEASES (I00-I09, I11, I13, I20-I51)	477	238.5
DIABETES MELLITUS (E10-E14)	87	43.5
CEREBROVASCULAR DISEASES (I60-I69)	74	37.0
CHRONIC LOWER RESPIRATORY DISEASES (J40-J47)	60	30.0
65-74 years		
MALIGNANT NEOPLASMS (C00-C97)	1033	650.3
HEART DISEASES (I00-I09, I11, I13, I20-I51)	997	627.6
CHRONIC LOWER RESPIRATORY DISEASES (J40-J47)	172	108.3
CEREBROVASCULAR DISEASES (I60-I69)	149	93.8
DIABETES MELLITUS (E10-E14)	136	85.6
75+ years		
HEART DISEASES (I00-I09, I11, I13, I20-I51)	4523	3393.3
MALIGNANT NEOPLASMS (C00-C97)	1733	1300.2
CEREBROVASCULAR DISEASES (I60-I69)	696	522.2
CHRONIC LOWER RESPIRATORY DISEASES (J40-J47)	568	426.1
INFLUENZA & PNEUMONIA (J10-J18)	357	267.8

Table 2-3b. Five Leading Causes of Death by Age Group, Miami-Dade County, 2000

Cause of Death (ICD-10-CODE)	Number	Rate
1-4 years		
UNINTENTIONAL INJURIES (V01-X59, Y85-Y86)	18	15.5
MALIGNANT NEOPLASMS (C00-C97)	5	4.3
HOMICIDE (X85-Y09, Y87.1)	4	3.4
CONGENITAL MALFORMATIONS/DEFORMATIONS & CHROMOSOMAL ABNORM (Q00-Q99)	2	1.7
HEART DISEASES (I00-I09, I11, I13, I20-I51)	2	1.7
MENINGOCOCCAL INFECTION (A39)	2	1.7
OTHER DIS OF RESP SYS (J00-J06, J30-J39, J67, J70-J98)	2	1.7
5-14 years		
UNINTENTIONAL INJURIES (V01-X59, Y85-Y86)	21	6.6
MALIGNANT NEOPLASMS (C00-C97)	6	1.9
HOMICIDE (X85-Y09, Y87.1)	3	0.9
CHRONIC LOWER RESPIRATORY DISEASES (J40-J47)	2	0.6
HIV (B20-B24)	2	0.6
15-24 years		
UNINTENTIONAL INJURIES (V01-X59, Y85-Y86)	91	30.2
HOMICIDE (X85-Y09, Y87.1)	42	13.9
MALIGNANT NEOPLASMS (C00-C97)	24	8.0
SUICIDE (X60-X84, Y87.0)	17	5.6
HEART DISEASES (I00-I09, I11, I13, I20-I51)	9	3.0
25-34 years		
UNINTENTIONAL INJURIES (V01-X59, Y85-Y86)	98	29.0
HIV (B20-B24)	75	22.2
HOMICIDE (X85-Y09, Y87.1)	49	14.5
MALIGNANT NEOPLASMS (C00-C97)	35	10.4
SUICIDE (X60-X84, Y87.0)	22	6.5
35-44 years		
HIV (B20-B24)	174	48.2
MALIGNANT NEOPLASMS (C00-C97)	124	34.3
UNINTENTIONAL INJURIES (V01-X59, Y85-Y86)	118	32.7
HEART DISEASES (I00-I09, I11, I13, I20-I51)	104	28.8
HOMICIDE (X85-Y09, Y87.1)	36	10.0
45-54 years		
MALIGNANT NEOPLASMS (C00-C97)	305	108.3
HEART DISEASES (I00-I09, I11, I13, I20-I51)	264	93.8
HIV (B20-B24)	136	48.3
UNINTENTIONAL INJURIES (V01-X59, Y85-Y86)	81	28.8
CEREBROVASCULAR DISEASES (I60-I69)	43	15.3

Table 2-3b. (cont'd) Five Leading Causes of Death by Age Group, Miami-Dade County, 2000

Cause of Death (ICD-10-CODE)	Number	Rate
55-64 years		
MALIGNANT NEOPLASMS (C00-C97)	615	297.8
HEART DISEASES (I00-I09, I11, I13, I20-I51)	494	239.2
DIABETES MELLITUS (E10-E14)	80	38.7
CEREBROVASCULAR DISEASES (I60-I69)	72	34.9
UNINTENTIONAL INJURIES (V01-X59, Y85-Y86)	52	25.2
65-74 years		
MALIGNANT NEOPLASMS (C00-C97)	1026	633.9
HEART DISEASES (I00-I09, I11, I13, I20-I51)	980	605.5
CEREBROVASCULAR DISEASES (I60-I69)	151	93.3
CHRONIC LOWER RESPIRATORY DISEASES (J40-J47)	133	82.2
DIABETES MELLITUS (E10-E14)	133	82.2
75+ years		
HEART DISEASES (I00-I09, I11, I13, I20-I51)	4414	3218.4
MALIGNANT NEOPLASMS (C00-C97)	1679	1224.2
CEREBROVASCULAR DISEASES (I60-I69)	639	465.9
CHRONIC LOWER RESPIRATORY DISEASES (J40-J47)	456	332.5
ALZHEIMER'S DISEASE (G30)	341	248.6

Table 2-3c. Five Leading Causes of Death by Age Group, Miami-Dade County, 2001

Cause of Death (ICD-10-CODE)	Number	Rate
1-4 years		
UNINTENTIONAL INJURIES (V01-X59, Y85-Y86)	11	9.2
HEART DISEASES (I00-I09, I11, I13, I20-I51)	4	3.3
MALIGNANT NEOPLASMS (C00-C97)	3	2.5
CONGENITAL MALFORMATIONS/DEFORMATIONS & CHROMOSOMAL ABNORM (Q00-Q99)	2	1.7
HOMICIDE (X85-Y09, Y87.1)	2	1.7
5-14 years		
UNINTENTIONAL INJURIES (V01-X59, Y85-Y86)	29	9.1
MALIGNANT NEOPLASMS (C00-C97)	5	1.6
HIV (B20-B24)	4	1.3
HOMICIDE (X85-Y09, Y87.1)	4	1.3
CONGENITAL MALFORMATIONS/DEFORMATIONS & CHROMOSOMAL ABNORM (Q00-Q99)	2	0.6
15-24 years		
UNINTENTIONAL INJURIES (V01-X59, Y85-Y86)	88	28.8
HOMICIDE (X85-Y09, Y87.1)	49	16.0
SUICIDE (X60-X84, Y87.0)	15	4.9
MALIGNANT NEOPLASMS (C00-C97)	14	4.6
HEART DISEASES (I00-I09, I11, I13, I20-I51)	8	2.6
HIV (B20-B24)	8	2.6
25-34 years		
UNINTENTIONAL INJURIES (V01-X59, Y85-Y86)	101	30.3
HIV (B20-B24)	68	20.4
HOMICIDE (X85-Y09, Y87.1)	47	14.1
MALIGNANT NEOPLASMS (C00-C97)	40	12.0
HEART DISEASES (I00-I09, I11, I13, I20-I51)	30	9.0
35-44 years		
HIV (B20-B24)	171	46.7
MALIGNANT NEOPLASMS (C00-C97)	130	35.5
HEART DISEASES (I00-I09, I11, I13, I20-I51)	109	29.8
UNINTENTIONAL INJURIES (V01-X59, Y85-Y86)	106	29.0
HOMICIDE (X85-Y09, Y87.1)	42	11.5
45-54 years		
MALIGNANT NEOPLASMS (C00-C97)	327	111.9
HEART DISEASES (I00-I09, I11, I13, I20-I51)	285	97.6
HIV (B20-B24)	131	44.8
UNINTENTIONAL INJURIES (V01-X59, Y85-Y86)	105	35.9
CEREBROVASCULAR DISEASES (I60-I69)	56	19.2

Section 2: Mortality

Table 2-3c. (cont'd) Five Leading Causes of Death by Age Group, Miami-Dade County, 2001

Cause of Death (ICD-10-CODE)	Number	Rate
55-64 years		
MALIGNANT NEOPLASMS (C00-C97)	656	308.3
HEART DISEASES (I00-I09, I11, I13, I20-I51)	532	250.0
CEREBROVASCULAR DISEASES (I60-I69)	80	37.6
DIABETES MELLITUS (E10-E14)	78	36.7
UNINTENTIONAL INJURIES (V01-X59, Y85-Y86)	67	31.5
65-74 years		
HEART DISEASES (I00-I09, I11, I13, I20-I51)	1097	670.4
MALIGNANT NEOPLASMS (C00-C97)	1056	645.4
CHRONIC LOWER RESPIRATORY DISEASES (J40-J47)	153	93.5
DIABETES MELLITUS (E10-E14)	148	90.4
CEREBROVASCULAR DISEASES (I60-I69)	134	81.9
75+ years		
HEART DISEASES (I00-I09, I11, I13, I20-I51)	4658	3304.8
MALIGNANT NEOPLASMS (C00-C97)	1639	1162.8
CEREBROVASCULAR DISEASES (I60-I69)	677	480.3
CHRONIC LOWER RESPIRATORY DISEASES (J40-J47)	485	344.1
ALZHEIMER'S DISEASE (G30)	367	260.4

**Table 2-4a. Age-Adjusted Death Rates (per 100,000 population) for Selected Leading Causes of Death
Miami-Dade County, 1999**

Cause of Death (ICD-10-CODE)	All Races		White						Nonwhite					
	Rate	AADR*	Male		Female		All		Male		Female		All	
			Rate	AADR*	Rate	AADR*	Rate	AADR*	Rate	AADR*	Rate	AADR*	Rate	AADR*
HEART DISEASES (I00-I09, I11,I13, I20-I51)	294.7	285.1	340.4	347.2	377.8	236.0	359.7	284.9	149.5	303.4	135.8	218.2	142.4	254.7
MALIGNANT NEOPLASMS (C00-C97)	182.0	177.9	229.5	224.9	206.2	153.1	217.5	181.9	107.7	207.7	90.3	126.8	98.6	156.7
CEREBROVASCULAR DISEASES (I60-I69)	45.7	44.5	48.9	49.9	55.4	35.3	52.2	41.6	27.2	58.1	33.7	53.4	30.6	56.0
CHRONIC LOWER RESPIRATORY DISEASES (J40-J47)	37.9	36.6	51.0	52.2	46.7	30.6	48.8	38.6	13.0	29.3	11.6	17.6	12.3	21.8
UNINTENTIONAL INJURIES (V01-X59, Y85-Y86)	31.5	31.3	47.5	47.9	21.5	18.4	34.1	32.1	37.4	47.3	14.2	16.1	25.3	29.8
DIABETES MELLITUS (E10-E14)	26.2	25.5	28.9	28.7	30.1	20.3	29.5	23.9	14.6	24.9	21.8	31.4	18.3	28.9
HIV/AIDS (B20-B24)	23.3	23.5	19.6	19.3	2.8	2.8	10.9	10.9	62.7	72.4	42.7	43.3	52.2	56.1
INFLUENZA & PNEUMONIA (J10-J18)	21.6	20.8	24.9	26.2	29.1	18.0	27.1	21.1	9.8	18.6	7.8	12.8	8.8	15.5
SUICIDE (X60-X84,Y87.0)	11.0	10.9	21.2	20.8	6.4	5.8	13.6	12.5	9.2	10.4	0.9	0.8	4.8	5.2
NNS & N (N00-N07, N17-N19, N25-N27)**	12.9	12.5	14.6	15.1	12.7	8.4	13.6	10.8	11.4	24.8	10.7	16.0	11.1	19.1
HOMICIDE (X85-Y09, Y87.1)	10.0	9.8	10.7	10.3	2.3	2.3	6.3	6.2	33.6	31.4	4.6	4.2	18.5	17.2

*AADR: Age-Adjusted Death Rates

**NEPHRITIS, NEPHROTIC SYNDROME, & NEPHROSIS (N00-N07, N17-N19, N25-N27)

**Table 2-4b. Age-Adjusted Death Rates (per 100,000 population) for Selected Leading Causes of Death
Miami-Dade County, 2000**

Cause of Death (ICD-10-CODE)	All Races		White						Nonwhite					
	Rate	AADR*	Male		Female		All		Male		Female		All	
			Rate	AADR*	Rate	AADR*	Rate	AADR*	Rate	AADR*	Rate	AADR*	Rate	AADR*
HEART DISEASES (I00-I09, I11,I13, I20-I51)	284.4	273.3	340.0	345.0	357.8	223.3	349.2	275.3	136.0	272.3	134.9	205.5	135.4	233.3
MALIGNANT NEOPLASMS (C00-C97)	172.4	167.2	220.4	213.5	182.0	133.5	200.7	165.8	118.8	226.4	96.8	132.6	107.5	168.0
CEREBROVASCULAR DISEASES (I60-I69)	41.4	40.0	42.7	43.3	52.5	33.1	47.8	37.5	23.0	42.0	30.6	45.6	26.9	44.8
CHRONIC LOWER RESPIRATORY DISEASES (J40-J47)	30.0	28.9	36.6	36.7	42.0	27.4	39.4	31.2	11.3	21.9	5.9	8.8	8.5	14.1
UNINTENTIONAL INJURIES (V01-X59, Y85-Y86)	34.3	33.9	49.7	49.8	25.5	20.9	37.3	34.4	42.3	49.1	14.3	16.3	27.7	31.1
DIABETES MELLITUS (E10-E14)	23.0	22.2	25.4	24.7	26.0	17.8	25.7	20.8	15.6	32.1	18.0	27.8	16.8	29.4
HIV/AIDS (B20-B24)	21.3	21.4	14.9	14.6	3.6	3.6	9.1	9.0	63.4	72.5	36.5	37.0	49.3	53.1
INFLUENZA & PNEUMONIA (J10-J18)	17.3	16.6	18.5	19.5	25.5	15.6	22.1	17.1	6.1	11.5	6.5	10.2	6.3	11.0
SUICIDE (X60-X84, Y87.0)	9.7	9.6	20.5	19.9	3.6	3.1	11.8	10.8	8.6	10.1	1.4	1.5	4.8	5.2
NNS & N (N00-N07, N17-N19, N25-N27)**	14.5	14.0	19.1	19.8	14.9	9.6	16.9	13.4	6.7	13.9	10.9	16.4	8.9	15.2
HOMICIDE (X85-Y09, Y87.1)	8.9	8.9	7.5	7.5	3.1	2.9	5.2	5.2	32.5	30.6	3.4	3.4	17.3	16.5

*AADR: Age-Adjusted Death Rates

**NEPHRITIS, NEPHROTIC SYNDROME, & NEPHROSIS (N00-N07, N17-N19, N25-N27)

**Table 2-4c. Age-Adjusted Death Rates (per 100,000 population) for Selected Leading Causes of Death
Miami-Dade County, 2001**

Cause of Death (ICD-10-CODE)	All Races		White						Nonwhite					
	Rate	AADR*	Male		Female		All		Male		Female		All	
			Rate	AADR*	Rate	AADR*	Rate	AADR*	Rate	AADR*	Rate	AADR*	Rate	AADR*
HEART DISEASES (I00-I09, I11,I13, I20-I51)	294.4	280.9	339.4	338.8	370.6	232.9	355.4	279.0	157.9	320.0	153.3	229.0	155.5	264.3
MALIGNANT NEOPLASMS (C00-C97)	169.3	162.8	220.8	210.7	183.8	135.4	201.8	166.2	112.8	207.6	79.1	104.5	95.2	143.6
CEREBROVASCULAR DISEASES (I60-I69)	42.6	40.9	40.0	40.6	55.7	35.9	48.1	37.9	23.4	44.9	36.3	53.5	30.1	50.7
CHRONIC LOWER RESPIRATORY DISEASES (J40-J47)	31.6	30.2	37.3	36.9	43.5	28.4	40.5	31.8	13.5	25.5	9.6	14.4	11.5	18.8
UNINTENTIONAL INJURIES (V01-X59, Y85-Y86)	31.9	31.5	48.7	48.0	22.5	19.1	35.3	33.1	36.6	40.4	12.9	14.5	24.2	26.6
DIABETES MELLITUS (E10-E14)	24.5	23.5	26.7	25.5	28.3	19.6	27.5	22.2	15.3	27.6	19.8	28.5	17.6	28.3
HIV/AIDS (B20-B24)	20.4	20.4	16.2	15.7	2.8	2.8	9.3	9.1	53.7	61.4	38.2	38.9	45.6	48.9
INFLUENZA & PNEUMONIA (J10-J18)	19.2	18.2	20.7	21.6	27.8	16.8	24.4	18.6	9.0	19.7	6.0	8.7	7.5	12.7
SUICIDE (X60-X84, Y87.0)	9.5	9.4	20.7	20.1	3.8	3.6	12.0	11.1	6.9	7.2	1.1	1.1	3.9	4.0
NNS & N (N00-N07, N17-N19, N25-N27)**	14.0	13.4	16.5	16.6	15.2	10.0	15.8	12.5	9.6	22.6	10.4	15.5	10.0	17.7
HOMICIDE (X85-Y09, Y87.1)	8.9	8.9	9.3	9.0	2.9	2.9	6.0	5.9	27.9	27.9	4.1	4.0	15.5	15.0

*AADR: Age-Adjusted Death Rates

**NEPHRITIS, NEPHROTIC SYNDROME, & NEPHROSIS (N00-N07, N17-N19, N25-N27)

**Table 2-5. Selected Deaths and Death Rates Aged 25-44 Years by Race
Miami-Dade County, 1992-2001**

Selected Cause Of Death	Year	White		Nonwhite		All Race	
		Number	Rate	Number	Rate	Number	Rate
HIV/AIDS (ICD9CODE: 42-44) (ICD10CODE: B20-B24)	1992	311	65.18	272	171.74	583	91.74
	1993	348	73.81	298	182.48	646	101.77
	1994	411	85.72	385	221.81	796	121.89
	1995	361	75.13	400	220.13	761	114.92
	1996	222	45.97	314	164.97	536	79.62
	1997	127	26.25	214	108.10	341	50.02
	1998	87	18.03	163	79.93	250	36.42
	1999	94	19.47	214	102.20	308	44.50
	2000	78	16.09	180	84.09	258	36.92
	2001	84	17.37	155	71.90	239	34.19
Accident (ICD9CODE: E800-E949) (ICD10CODE: V01-X59, Y85-Y86)	1992	133	27.87	53	33.46	186	29.27
	1993	154	32.66	59	36.13	213	33.56
	1994	146	30.45	58	33.41	204	31.24
	1995	149	31.01	47	25.86	196	29.60
	1996	123	25.47	59	31.00	182	27.03
	1997	154	31.84	51	25.76	205	30.07
	1998	162	33.58	59	28.93	221	32.20
	1999	138	28.59	49	23.40	187	27.02
	2000	173	35.70	53	24.76	226	32.35
	2001	164	33.92	43	19.95	207	29.61
Cancer (ICD9CODE: 140-208) (ICD10CODE: C00-C97)	1992	128	26.83	60	37.88	188	29.58
	1993	125	26.51	52	31.84	177	27.88
	1994	122	25.45	68	39.18	190	29.09
	1995	133	27.68	47	25.86	180	27.18
	1996	134	27.75	59	31.00	193	28.67
	1997	123	25.43	50	25.26	173	25.38
	1998	111	23.01	49	24.03	160	23.31
	1999	122	25.27	51	24.36	173	24.99
	2000	103	21.25	61	28.50	164	23.47
	2001	123	25.44	47	21.80	170	24.32
Heart Disease (ICD9CODE: 390-398, 402, 404-429) (ICD10CODE: I00-I09, I11, I13, I20-I51)	1992	63	13.20	55	34.73	118	18.57
	1993	68	14.42	47	28.78	115	18.12
	1994	71	14.81	57	32.84	128	19.60
	1995	77	16.02	60	33.02	137	20.69
	1996	64	13.25	45	23.64	109	16.19
	1997	54	11.16	57	28.79	111	16.28
	1998	67	13.89	58	28.44	125	18.21
	1999	66	13.67	61	29.13	127	18.35
	2000	78	16.09	54	25.23	132	18.89
	2001	67	13.86	72	33.40	139	19.88
Homicide (ICD9CODE: E960-E977), (ICD10CODE: X85-Y09, Y87.1)	1992	69	14.46	104	65.66	173	27.22
	1993	87	18.45	107	65.52	194	30.56
	1994	67	13.97	110	63.37	177	27.10
	1995	73	15.19	77	42.37	150	22.65
	1996	67	13.88	83	43.61	150	22.28
	1997	63	13.02	75	37.89	138	20.24
	1998	64	13.27	71	34.82	135	19.67
	1999	50	10.36	54	25.79	104	15.03
	2000	34	7.02	55	25.69	89	12.74
	2001	45	9.31	44	20.41	89	12.73

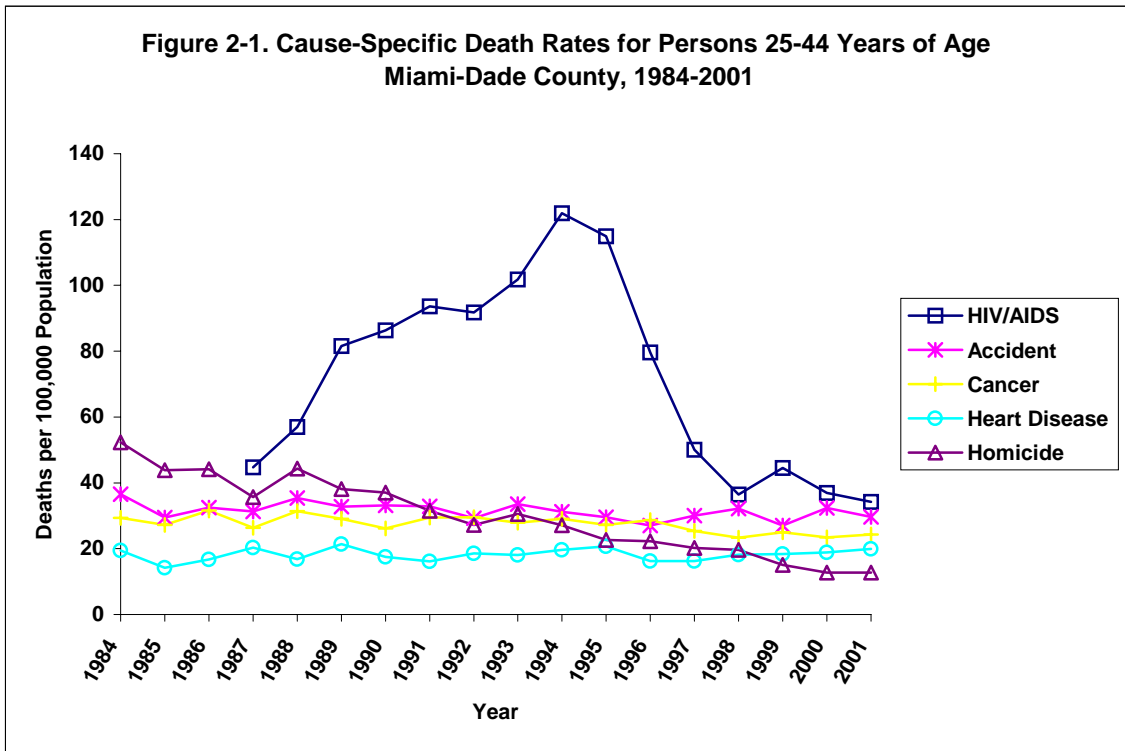
Section 2: Mortality

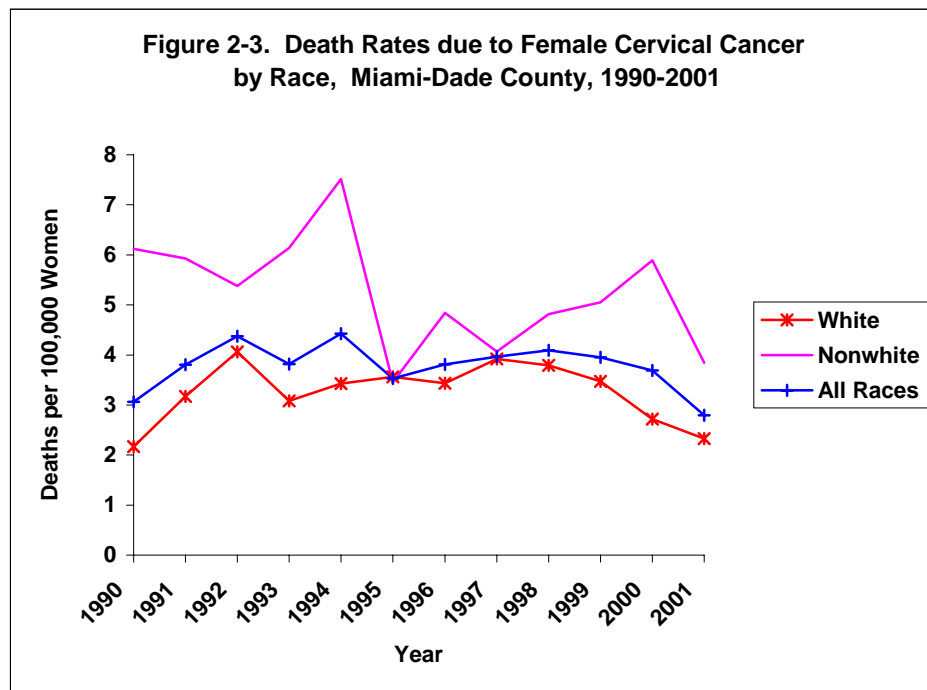
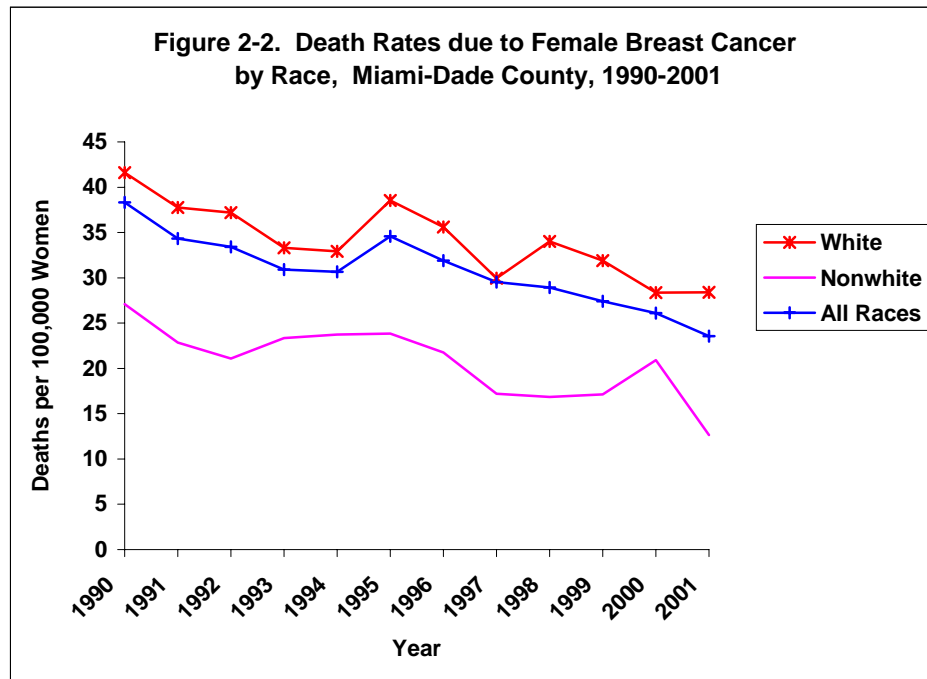
Table 2-6. Deaths and Death Rates due to Female Breast and Cervical Cancer, Miami-Dade County, 1999-2001

Age Group (yrs.)	Breast Cancer						Cervical Cancer					
	White		Nonwhite		All Races		White		Nonwhite		All Races	
	Number	Rate*	Number	Rate*	Number	Rate*	Number	Rate*	Number	Rate*	Number	Rate*
1999												
25-34		0.00	1	1.86	1	0.59	1	0.87	1	1.83	2	1.18
35-44	9	7.28	12	21.36	21	11.68	8	6.36	7	12.11	15	8.17
45-54	31	30.71	16	39.54	47	33.24	3	2.88	2	4.61	5	3.39
55-64	50	61.04	15	61.37	65	61.12	6	7.14	3	11.54	9	8.18
65-74	56	77.77	7	42.19	63	71.11	6	8.28	4	22.98	10	11.12
75-84	62	121.63	6	73.48	68	114.98	3	5.80	1	11.50	4	6.62
85+	46	202.68	2	70.03	48	187.85	1	4.32		0.00	1	3.82
All	254	31.88	59	17.12	313	27.43	28	3.47	18	5.05	46	3.95
2000												
25-34		0.00	1	1.86	1	0.59	1	0.87	2	3.67	3	1.78
35-44	10	8.09	5	8.90	15	8.35	8	6.36	3	5.19	11	5.99
45-54	22	21.80	22	54.36	44	31.12	5	4.80	7	16.13	12	8.14
55-64	34	41.51	14	57.28	48	45.13	3	3.57	4	15.38	7	6.36
65-74	55	76.38	15	90.41	70	79.01	3	4.14	1	5.75	4	4.45
75-84	62	121.63	10	122.47	72	121.74	2	3.87	2	22.99	4	6.62
85+	43	189.46	5	175.07	48	187.85		0.00	2	65.19	2	7.63
All	226	28.37	72	20.89	298	26.11	22	2.72	21	5.89	43	3.69
2001												
25-34	4	3.56	0	0.00	4	2.40	1	0.89	0	0.00	1	0.60
35-44	16	3.14	6	10.25	22	11.83	3	0.78	2	3.42	5	2.69
45-54	32	29.87	15	32.62	47	30.69	3	2.80	4	8.70	7	4.57
55-64	41	47.66	8	29.20	49	43.20	4	4.65	3	10.95	7	6.17
65-74	50	68.98	12	66.76	62	68.54	3	4.14	5	27.82	8	8.84
75-84	52	98.70	5	54.60	57	92.17	4	7.59	0	0.00	4	6.47
85+	37	158.13	0	0.00	37	138.93	1	4.27	0	0.00	1	3.75
All	232	28.41	46	12.64	278	23.55	19	2.33	14	3.85	33	2.80

*: Rate per 100,000 population in specified group

**Figure 2-1. Cause-Specific Death Rates for Persons 25-44 Years of Age
Miami-Dade County, 1984-2001**





Section 2: Mortality

Table 2-7a. Years of Potential Life Lost (YPLL) Under 75 Years of Age, Miami-Dade County, 1999

Cause of Death (ICD-10-CODE)	Age Group (yrs.)										RATE*
	<1	1-4	5-14	15-24	25-34	35-44	45-54	55-64	65-74	TOTAL	
HIV/AIDS (B20-B24)	74.5	0	191	490	3364	8214	3141	751	156	16381.5	789.5
MALIGNANT NEOPLASMS (C00-C97)	0	363	1094	1005	1393	4990	8463	10269	5241	32818	1581.7
<i>BREAST CANCER (C50)</i>	0	0	0	0	45	738	1217	1010	317	3327	314.9
<i>CERVICAL CANCER (C53)</i>	0	0	0	0	90	559	115	135	61	960	90.9
<i>COLON, RECTUM AND ANUS CANCER (C18-C21)</i>	0	0	0	0	86	404	784	1135	634	3043	146.7
<i>TRACHEA, BRONCHUS & LUNG CANCER (C33-C34)</i>	0	0	0	0	0	534	2004	2804	1485	6827	329.0
<i>PROSTATE CANCER (C61)</i>	0	0	0	0	0	0	113	164	283	560	55.0
MAJOR CARDIOVASCULAR DISEASES (I00-I78)	447	146	131	880	1134	4423	8188	9114	6256	30719	1480.5
<i>HEART DISEASES (I00-I09, I11, I13, I20-I51)</i>	372.5	73	131	718	1005	3570	6556	7349	5097	24871.5	1198.7
<i>CEREBROVASCULAR DISEASES (I60-I69)</i>	74.5	73	0	108	129	605	1156	1136	751	4032.5	194.4
CHRONIC LOWER RESPIRATORY DISEASES (J40-J47)	0	73	64	59	88	140	445	878	784	2531	122.0
DIABETES MELLITUS (E10-E14)	0	0	0	0	42	246	828	1322	725	3163	152.4
INFLUENZA & PNEUMONIA (J10-J18)	149	74	0	51	0	386	344	423	271	1698	81.8
NEPHRITIS, NEPHROTIC SYNDROME & NEPHROSIS**	149	0	0	52	44	190	283	459	273	1450	69.9
CHRONIC LIVER DISEASE & CIRRHOSIS (K70, K73-K74)	0	0	0	0	43	482	947	663	360	2495	120.2
UNINTENTIONAL INJURIES (V01-X59, Y85-Y86)	298	1239	1171	5135	3576	3891	2485	920	327	19042	917.8
<i>MOTOR VEHICLE ACCIDENTS***</i>	74.5	221	581	3544	2083	1659	1183	444	124	9913.5	477.8
HOMICIDE (X85-Y09, Y87.1)	223.5	294	192	2883	2531	1760	622	276	45	8826.5	425.4
SUICIDE (X60-X84, Y87.0)	0	0	122	872	1445	1352	1232	472	133	5628	271.2
CONDITIONS ORIGINATING IN PERINATAL PERIOD (P00-P9)	5885.5	148	0	0	0	0	0	0	0	6033.5	290.8
ALL OTHERS	4842.5	945	1594	2229	3125	5184	4560	3400	1820	27699.5	1335.0
TOTAL	12069	3282	4559	13656	16785	31258	31538	28947	16391	158485	7638.4

*RATE: PER 100,000 POPULATION AGED UNDER 75 YEARS.

RATE OF BREAST CANCER (C50) AND CERVICAL CANCER (C53) PER 100,000 FEMALE POPULATION UNDER 75 YEARS

RATE OF PROSTATE CANCER (C61) PER 100,000 MALE POPULATION UNDER 75 YEARS

**NEPHRITIS/NEPHROTIC SYNDROME & NEPHROSIS (N00-N07, N17-N19, N25-N27)

***MOTOR VEHICLE ACCIDENTS (V02-V04, V09.0, V09.2, V12-V14, V19.0-V19.2, V19.4-V19.6, V20-V79, V80.3-V80.5, V81.0-V81.1, V82.0-V82.1, V83-V86, V87.0-V87.8, V88.0-V88.8, V89.0, V89.2)

Table 2-7b. Years of Potential Life Lost (YPLL) Under 75 Years of Age, Miami-Dade County, 2000

Cause of Death (ICD-10-CODE)	Age Group (yrs.)										RATE*
	<1	1-4	5-14	15-24	25-34	35-44	45-54	55-64	65-74	TOTAL	
HIV/AIDS (B20-B24)	74.5	72	138	434	3386	6418	3641	754	129	15046.5	711.0
MALIGNANT NEOPLASMS (C00-C97)	74.5	361	384	1398	1654	4359	7740	9559	5248	30777.5	1454.4
<i>BREAST CANCER (C50)</i>	0	0	0	0	41	522	1101	764	348	2776	257.6
<i>CERVICAL CANCER (C53)</i>	0	0	0	0	130	381	301	116	10	938	87.0
<i>COLON, RECTUM AND ANUS CANCER (C18-C21)</i>	0	0	0	52	128	421	811	933	443	2788	131.7
<i>TRACHEA, BRONCHUS & LUNG CANCER (C33-C34)</i>	0	0	0	0	44	806	1660	2573	1439	6522	308.2
<i>PROSTATE CANCER (C61)</i>	0	0	0	0	0	0	50	258	301	609	58.6
MAJOR CARDIOVASCULAR DISEASES (I00-I78)	447	147	134	592	1197	4358	8422	9042	6028	30367	1435.0
<i>HEART DISEASES (I00-I09, I11, I13, I20-I51)</i>	447	147	70	486	938	3828	6811	7572	4859	25158	1188.8
<i>CEREBROVASCULAR DISEASES (I60-I69)</i>	0	0	64	51	172	369	1104	1092	759	3611	170.6
CHRONIC LOWER RESPIRATORY DISEASES (J40-J47)	0	0	134	60	0	212	454	749	653	2262	106.9
DIABETES MELLITUS (E10-E14)	0	0	65	57	47	244	609	1197	649	2868	135.5
INFLUENZA & PNEUMONIA (J10-J18)	0	0	0	51	41	254	317	270	190	1123	53.1
NEPHRITIS, NEPHROTIC SYNDROME & NEPHROSIS**	223.5	0	0	56	92	143	359	346	277	1496.5	70.7
CHRONIC LIVER DISEASE & CIRRHOSIS (K70, K73-K74)	0	0	0	53	43	482	1127	560	238	2503	118.3
UNINTENTIONAL INJURIES (V01-X59, Y85-Y86)	447	1310	1369	5299	4725	4317	2407	902	305	21081	996.2
<i>MOTOR VEHICLE ACCIDENTS***</i>	74.5	435	591	3398	2534	2060	999	464	107	10662.5	503.8
HOMICIDE (X85-Y09, Y87.1)	149	293	187	2403	2309	1400	1005	160	36	7942	375.3
SUICIDE (X60-X84, Y87.0)	0	0	62	907	1056	1234	974	565	171	4969	234.8
CONDITIONS ORIGINATING IN PERINATAL PERIOD (P00-P96)	7077.5	0	0	0	0	0	0	0	0	7077.5	334.4
ALL OTHERS	5364	951	433	2692	2988	4401	5059	3328	2013	27229	1286.7
TOTAL	13857	3134	2906	14002	17538	27822	32114	27432	15937	154742	7312.2

*RATE: PER 100,000 POPULATION AGED UNDER 75 YEARS.

RATE OF BREAST CANCER (C50) AND CERVICAL CANCER (C53) PER 100,000 FEMALE POPULATION UNDER 75 YEARS

RATE OF PROSTATE CANCER (C61) PER 100,000 MEN POPULATION UNDER 75 YEARS

**NEPHRITIS/NEPHROTIC SYNDROME & NEPHROSIS (N00-N07, N17-N19, N25-N27)

***MOTOR VEHICLE ACCIDENTS (V02-V04, V09.0, V09.2, V12-V14, V19.0-V19.2, V19.4-V19.6, V20-V79, V80.3-V80.5, V81.0-V81.1, V82.0-V82.1, V83-V86, V87.0-V87.8, V88.0-V88.8, V89.0, V89.2)

Section 2: Mortality

Table 2-7c. Years of Potential Life Lost (YPLL) Under 75 Years of Age, Miami-Dade County, 2001

Cause of Death (ICD-10-CODE)	Age Group (yrs.)										RATE*
	<1	1-4	5-14	15-24	25-34	35-44	45-54	55-64	65-74	TOTAL	
HIV/AIDS (B20-B24)	0	0	270	446	2969	6015	3480	989	109	14278	665.66523
MALIGNANT NEOPLASMS (C00-C97)	0	216	325	791	1813	4511	8038	9925	5328	30947	1442.803
<i>BREAST CANCER (C50)</i>	0	0	0	0	173	750	1193	716	358	3190	148.72336
<i>CERVICAL CANCER (C53)</i>	0	0	0	0	43	176	182	119	57	577	26.900745
<i>COLON, RECTUM AND ANUS CANCER (C18-C21)</i>	0	0	0	0	175	527	1005	1109	598	3414	159.16663
<i>TRACHEA, BRONCHUS & LUNG CANCER (C33-C34)</i>	0	0	0	0	41	684	1569	2506	1424	6224	290.17372
<i>PROSTATE CANCER (C61)</i>	0	0	0	0	0	0	92	331	360	783	36.504824
MAJOR CARDIOVASCULAR DISEASES (I00-I78)	447	294	61	546	1550	4857	8876	9682	6243	32556	1517.8174
<i>HEART DISEASES (I00-I09,I11,I13,I20-I51)</i>	372.5	294	61	439	1324	3735	7055	8055	5355	26690.5	1244.3576
<i>CEREBROVASCULAR DISEASES (I60-I69)</i>	74.5	0	0	0	132	803	1366	1223	596	4194.5	195.5549
CHRONIC LOWER RESPIRATORY DISEASES (J40-J47)	0	0	63	0	135	349	617	665	671	2500	116.55435
DIABETES MELLITUS (E10-E14)	0	0	0	105	88	508	740	1122	726	3289	153.33891
INFLUENZA & PNEUMONIA (J10-J18)	74.5	0	0	0	181	174	244	248	273	1194.5	55.689671
NEPHRITIS, NEPHROTIC SYNDROME & NEPHROSIS**	74.5	0	0	55	43	183	355	331	339	1380.5	64.361315
CHRONIC LIVER DISEASE & CIRRHOSIS (K70, K73-K74)	0	0	0	55	42	546	673	754	254	2324	108.34893
UNINTENTIONAL INJURIES (V01-X59, Y85-Y86)	745	804	1866	4825	4609	3754	2723	1054	403	20783	968.93966
<i>MOTOR VEHICLE ACCIDENTS***</i>	74.5	221	1161	3805	2901	1796	1152	433	164	11707.5	545.82404
HOMICIDE (X85-Y09, Y87.1)	298	147	264	2645	2113	1527	593	272	69	7928	369.61717
SUICIDE (X60-X84, Y87.0)	0	0	65	833	1263	1362	1146	432	131	5232	243.92495
CONDITIONS ORIGINATING IN PERINATAL PERIOD (P00-P96)	7524.5	0	0	0	0	0	0	0	0	7524.5	350.8053
ALL OTHERS	4917	1018	915	2049	3044	4557	4948	3224	1894	26566	1238.5532
TOTAL	14080.5	2479	3829	12350	17850	28343	32433	28698	16440	156502.5	7296.4192

*RATE: PER 100,000 POPULATION AGED UNDER 75 YEARS.

RATE OF BREAST CANCER (C50) AND CERVICAL CANCER (C53) PER 100,000 FEMALE POPULATION UNDER 75 YEARS

RATE OF PROSTATE CANCER (C61) PER 100,000 MALE POPULATION UNDER 75 YEARS

**NEPHRITIS/NEPHROTIC SYNDROME & NEPHROSIS (N00-N07, N17-N19, N25-N27)

***MOTOR VEHICLE ACCIDENTS (V02-V04, V09.0, V09.2, V12-V14, V19.0-V19.2, V19.4-V19.6, V20-V79, V80.3-V80.5, V81.0-V81.1, V82.0-V82.1, V83-V86, V87.0-V87.8, V88.0-V88.8, V89.0,V89.2)

Figure 2-4. Years of Potential Life Lost Prior to Age 75 for Selected Leading Causes of Death, Miami-Dade County, 1999

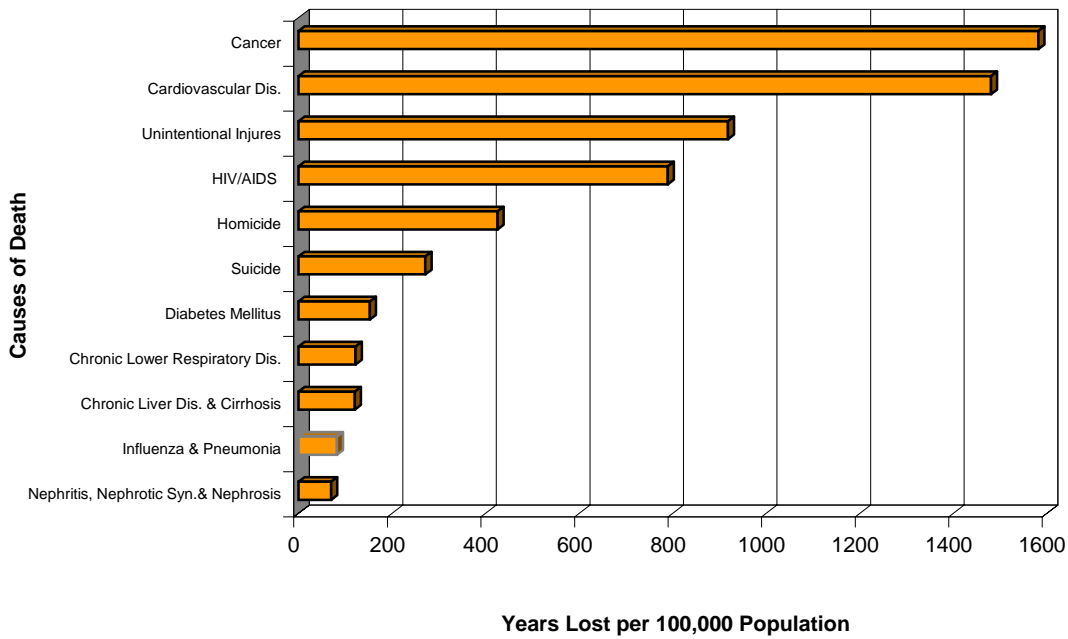


Figure 2-5. Years of Potential Life Lost Prior to Age 75 for Selected Leading Causes of Death, Miami-Dade County, 2000

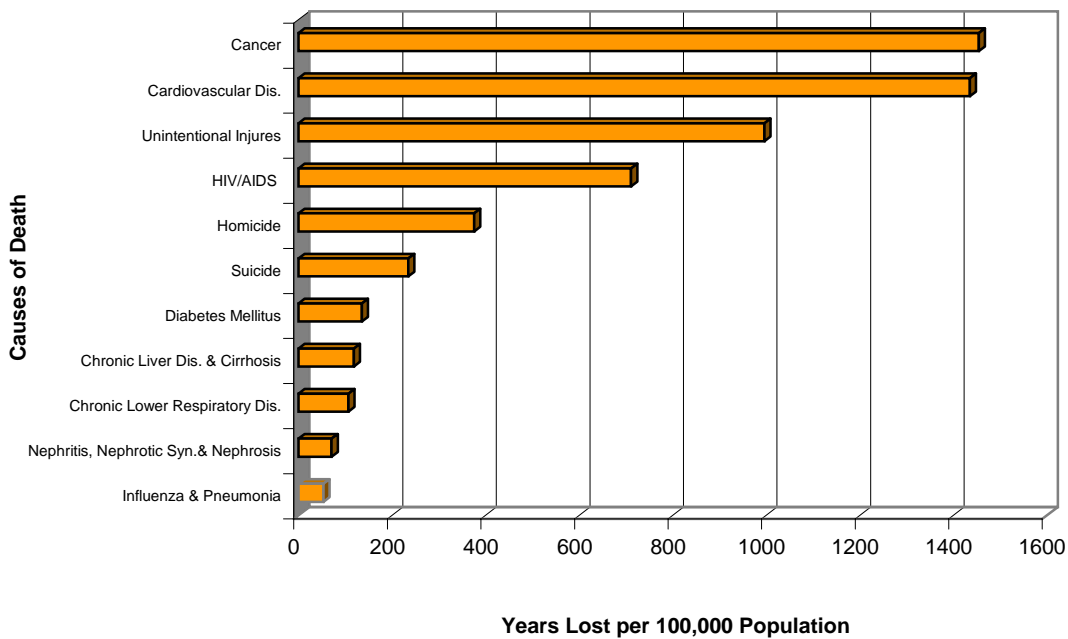


Figure 2-6. Years of Potential Life Lost Prior to Age 75 for Selected Leading Causes of Death, Miami-Dade County, 2001

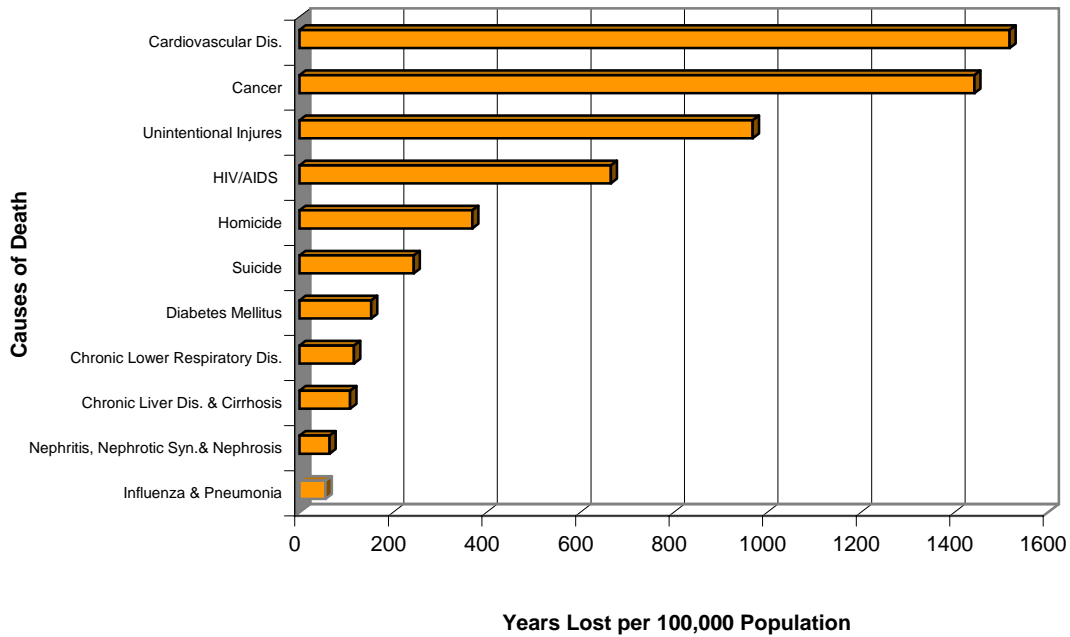


Figure 2-7. Years of Potential Life Lost Prior to Age 75 for Selected Causes of Death, Miami-Dade County, 1990-2001

