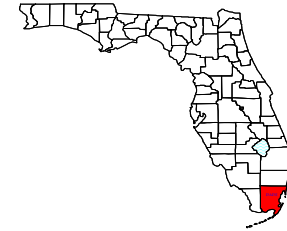




Lillian Rivera, RN, MSN, Administrator



**MIAMI-DADE COUNTY HEALTH DEPARTMENT**  
**HIV/AIDS SURVEILLANCE**  
**MONTHLY SURVEILLANCE REPORT**  
***August***  
***2006***

**TABLES:**

- Aids Cases by age group. AIDS Worksheet.
- Adult/Adolescent & Pediatric AIDS cases by race/ethnicity. AIDS Worksheet.
- Adult/Adolescent & Pediatric AIDS cases by mortality status. AIDS Worksheet.
- AIDS Cases by exposure category and sex among Adult/Adolescent and Pediatric. AIDS Worksheet.
- Adult/Adolescent AIDS cases by exposure category and race/ethnicity according to sex. AIDS Worksheet.
- Pediatric AIDS cases by exposure category and race/ethnicity. AIDS Worksheet.
- HIV (not AIDS) Cases by age group. HIV Worksheet.
- Adult/Adolescent & Pediatric HIV (not AIDS) cases by race/ethnicity. HIV Worksheet.
- Adult/Adolescent & Pediatric HIV (not AIDS) cases by mortality status. HIV Worksheet.
- HIV (not AIDS) Cases by exposure category and sex among Adult/Adolescent and Pediatric. HIV Worksheet.
- Adult/Adolescent HIV (not AIDS) cases by exposure category and race/ethnicity according to sex. HIV Worksheet.
- Pediatric HIV (not AIDS) cases by exposure category and race/ethnicity. HIV Worksheet.

**CHARTS:**

- Percent of AIDS cases by Age Group. AIDS CHARTS Worksheet.
- Percent of AIDS cases by Race/Ethnicity. AIDS CHARTS Worksheet.
- Percent of Adult/Adolescent AIDS cases by Exposure Category. AIDS CHARTS Worksheet.
- AIDS Mortality Rate. AIDS CHARTS Worksheet.
- Percent of HIV (not AIDS) cases by Age Group. HIV CHARTS Worksheet.
- Percent of HIV (not AIDS) cases by Race/Ethnicity. HIV CHARTS Worksheet.
- Percent of Adult/Adolescent HIV (not AIDS) cases by Exposure Category. HIV CHARTS Worksheet.
- HIV Mortality Rate. HIV CHARTS Worksheet.

Miami-Dade County Health Department  
HIV/AIDS Surveillance  
Cumulative Number of Reported AIDS Cases

**August  
2006**

*AIDS Cases by age group*

AIDS Age Group	Cases	Percent
Under 5	398	1.33
5-12	105	0.35
13-19	196	0.66
20-29	4,136	13.83
30-39	11,614	38.85
40-49	8,495	28.41
50-59	3,401	11.38
60-64	830	2.78
65-69	423	1.41
>=70	300	1.00
Unknown	0	0.00
<b>Total</b>	<b>29,898</b>	<b>100</b>

*Adult/Adolescent & Pediatric AIDS cases by race/ethnicity*

AIDS by Race/ Ethnicity *	Adult/Adolescent		Pediatric		Total AIDS	
	Cases	Percent	Cases	Percent	Cases	Percent
Hispanic (All Races)	9,838	33.47	50	9.94	9,888	33.07
Am.Indian Alaska Native	2	0.01	0	0.00	2	0.01
Asian	3	0.01	0	0.00	3	0.01
Black or Afr.American	15,014	51.08	432	85.88	15,446	51.66
Native Hawaii/Pacific Is.	1	0.00	0	0.00	1	0.00
White	4,291	14.60	21	4.17	4,312	14.42
Legacy Asian	17	0.06	0	0.00	17	0.06
Multi-Race	229	0.78	0	0.00	229	0.77
Unknown	0	0.00	0	0.00	0	0.00
<b>Total</b>	<b>29,395</b>	<b>100</b>	<b>503</b>	<b>100</b>	<b>29,898</b>	<b>100</b>

*Adult/Adolescent & Pediatric AIDS cases by mortality status*

Mortality Status	Adult/Adolescent		Pediatric		Total AIDS	
	Cases	Percent	Cases	Percent	Cases	Percent
Alive	13,294	45.23	183	36.38	13,477	45.08
Deaths	16,101	54.77	320	63.62	16,421	54.92
<b>Total</b>	<b>29,395</b>	<b>100</b>	<b>503</b>	<b>100</b>	<b>29,898</b>	<b>100</b>

\* This new category created by CDC, is to support the ability to record an ethnicity and multiple races for an individual, necessitated by new federal OMB guidelines for reporting race and ethnicity.

(Continue next Page)

Miami-Dade County Health Department  
HIV/AIDS Surveillance  
Cumulative Number of Reported AIDS Cases

*AIDS Cases by exposure category and sex among Adult/Adolescent and Pediatric*

Adult/Adolescent AIDS						
Adult/Adolescent Exposure Category	Male	Percent	Female	Percent	Total	Percent
Men who have sex with men	11,619	52.68	0	0.00	11,619	39.53
Injecting drug use	3,189	14.46	1,812	24.69	5,001	17.01
Men who have sex with men and inject drug	1,173	5.32	0	0.00	1,173	3.99
Hemophilia/coagulation disorder	55	0.25	9	0.12	64	0.22
Heterosexual contact	3,021	13.70	4,418	60.19	7,439	25.31
Recipient of blood, components, or tissue	104	0.47	96	1.31	200	0.68
Risk not reported or identified	2,894	13.12	1,005	13.69	3,899	13.26
<b>Total</b>	<b>22,055</b>	<b>100</b>	<b>7,340</b>	<b>100</b>	<b>29,395</b>	<b>100</b>

Pediatric AIDS						
Pediatric Exposure Category	Male	Percent	Female	Percent	Total	Percent
Hemophilia/coagulation disorder	0	0.00	0	0.00	0	0.00
Mother with/at risk for HIV infection	241	97.18	252	98.82	493	98.01
Recipient of blood, components, or tissue	5	2.02	2	0.78	7	1.39
Risk not reported or identified	2	0.81	1	0.39	3	0.60
<b>Total</b>	<b>248</b>	<b>100</b>	<b>255</b>	<b>100</b>	<b>503</b>	<b>100</b>

(Continue next Page)

Miami-Dade County Health Department  
HIV/AIDS Surveillance  
Cumulative Number of Reported AIDS Cases

*Adult/Adolescent AIDS cases by exposure category and race/ethnicity according to sex*

ADULT MALE																
Exposure Category/ Race/Ethnicity	MSM		IDU		MSM & IDU		HEMOPH		HETROSEX		TRAN/OTHER		NIR		TOTAL	
	Cases	Percent	Cases	Percent	Cases	Percent	Cases	Percent	Cases	Percent	Cases	Percent	Cases	Percent	Cases	Percent
Hispanic (All Races)	6,088	52.4	670	21.0	389	33.2	19	34.5	709	23.5	35	29.2	675	23.5	8,585	38.9
Am.Indian Alaska Native	0	0.0	1	0.0	0	0.0	0	0.0	0	0.0	0	0.0	1	0.0	2	0.0
Asian	1	0.0	0	0.0	0	0.0	0	0.0	2	0.1	0	0.0	0	0.0	3	0.0
Black or Afr.American	2,370	20.4	2,224	69.7	526	44.8	16	29.1	2,186	72.4	54	45.0	2,022	70.3	9,398	42.6
Native Hawaii/Pacific Is.	0	0.0	0	0.0	0	0.0	0	0.0	0	0.0	0	0.0	1	0.0	1	0.0
White	3,058	26.3	268	8.4	248	21.1	19	34.5	102	3.4	29	24.2	166	5.8	3,890	17.6
Legacy Asian	9	0.1	0	0.0	0	0.0	1	1.8	4	0.1	0	0.0	1	0.0	15	0.1
Multi-Race	93	0.8	26	0.8	10	0.9	0	0.0	18	0.6	2	1.7	12	0.4	161	0.7
Unknown	0	0.0	0	0.0	0	0.0	0	0.0	0	0.0	0	0.0	0	0.0	0	0.0
<b>Male Subtotal</b>	<b>11,619</b>	<b>100</b>	<b>3,189</b>	<b>100</b>	<b>1,173</b>	<b>100</b>	<b>55</b>	<b>100</b>	<b>3,021</b>	<b>100</b>	<b>120</b>	<b>100</b>	<b>2,878</b>	<b>100</b>	<b>22,055</b>	<b>100</b>

ADULT FEMALE																
Exposure Category/ Race/Ethnicity	MSM		IDU		MSM & IDU		HEMOPHILIA		HETROSEX		TRAN/OTHER		NIR		TOTAL	
	Cases	Percent	Cases	Percent	Cases	Percent	Cases	Percent	Cases	Percent	Cases	Percent	Cases	Percent	Cases	Percent
Hispanic (All Races)	0	0	198	10.9	0	0	1	11.1	887	20.1	24	20.0	143	14.6	1,253	17.1
Am.Indian Alaska Native	0	0	0	0.0	0	0	0	0.0	0	0.0	0	0.0	0	0.0	0	0.0
Asian	0	0	0	0.0	0	0	0	0.0	0	0.0	0	0.0	0	0.0	0	0.0
Black or Afr.American	0	0	1,419	78.3	0	0	7	77.8	3,322	75.2	81	67.5	787	80.2	5,616	76.5
Native Hawaii/Pacific Is.	0	0	0	0.0	0	0	0	0.0	0	0.0	0	0.0	0	0.0	0	0.0
White	0	0	176	9.7	0	0	1	11.1	171	3.9	11	9.2	42	4.3	401	5.5
Legacy Asian	0	0	0	0.0	0	0	0	0.0	2	0.0	0	0.0	0	0.0	2	0.0
Multi-Race	0	0	19	1.0	0	0	0	0.0	36	0.8	4	3.3	9	0.9	68	0.9
Unknown	0	0	0	0.0	0	0	0	0.0	0	0.0	0	0.0	0	0.0	0	0.0
<b>Female Subtotal</b>	<b>0</b>	<b>0</b>	<b>1,812</b>	<b>100</b>	<b>0</b>	<b>0</b>	<b>9</b>	<b>100</b>	<b>4,418</b>	<b>100</b>	<b>120</b>	<b>100</b>	<b>981</b>	<b>100</b>	<b>7,340</b>	<b>100</b>

ADULT TOTAL																
	11,619		5,001		1,173		64		7,439		240		3,859		29,395	

(Continue next Page)

Miami-Dade County Health Department  
HIV/AIDS Surveillance  
Cumulative Number of Reported AIDS Cases

*Pediatric AIDS cases by exposure category and race/ethnicity*

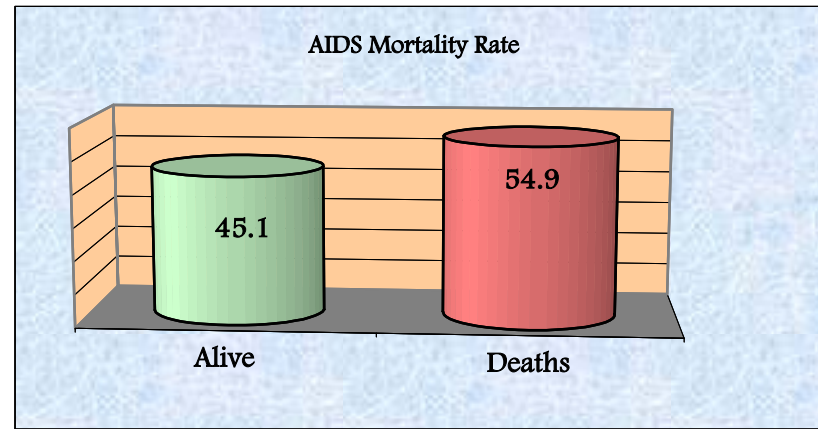
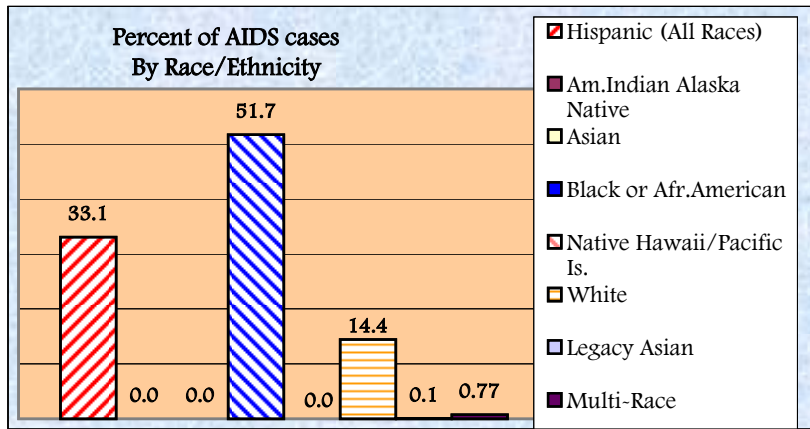
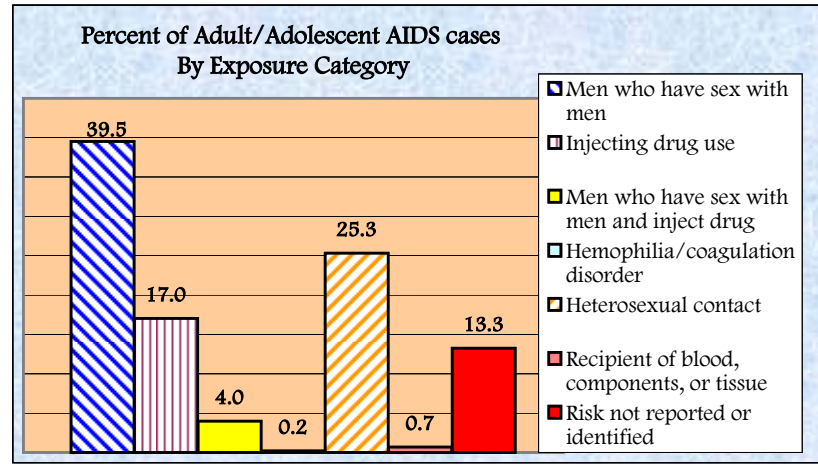
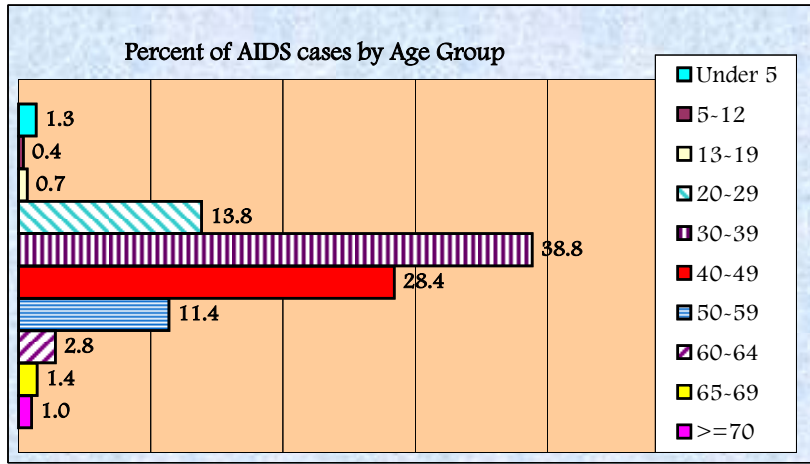
PEDIATRIC										
Exposure Category/ Race/Ethnicity	HEMOPHILIA		Mother w/HIV		RECEIPT BLOOD		PED. NIR		TOTAL	
	Cases	Percent	Cases	Percent	Cases	Percent	Cases	Percent	Cases	Percent
Hispanic (All Races)	0	0.0	43	8.7	5	71.4	2	66.7	50	9.9
Am.Indian Alaska Native	0	0.0	0	0.0	0	0.0	0	0.0	0	0.0
Asian	0	0.0	0	0.0	0	0.0	0	0.0	0	0.0
Black or Afr.American	0	0.0	429	87.0	2	28.6	1	33.3	432	85.9
Native Hawaii/Pacific Is.	0	0.0	0	0.0	0	0.0	0	0.0	0	0.0
White	0	0.0	21	4.3	0	0.0	0	0.0	21	4.2
Legacy Asian	0	0.0	0	0.0	0	0.0	0	0.0	0	0.0
Multi-Race	0	0.0	0	0.0	0	0.0	0	0.0	0	0.0
Unknown	0	0.0	0	0.0	0	0.0	0	0.0	0	0.0
<b>Total Pediatrics</b>	<b>0</b>	<b>0</b>	<b>493</b>	<b>100</b>	<b>7</b>	<b>100</b>	<b>3</b>	<b>100</b>	<b>503</b>	<b>100</b>

NOTE:

All data at the local level is considered provisional and subject to edit checks by state and federal agencies.

Adjustment are performed on a monthly basis to compensate for duplicate reports state wide and case validation projects.

## MIAMI-DADE COUNTY AIDS CASES UP TO DATE



Miami-Dade County Health Department  
HIV/AIDS Surveillance  
Cumulative Number of Reported HIV (not AIDS) Cases

**August  
2006**

*HIV (not AIDS) Cases by age group*

HIV Age Group	Cases	Percent
Under 5	82	0.77
5-12	49	0.46
13-19	351	3.28
20-29	2,243	20.98
30-39	3,830	35.82
40-49	2,669	24.96
50-59	1,007	9.42
60-64	220	2.06
65-69	142	1.33
>=70	100	0.94
Unknown	0	0.00
<b>Total</b>	<b>10,693</b>	<b>100</b>

*Adult/Adolescent & Pediatric HIV (not AIDS) cases by race/ethnicity*

HIV by Race/ Ethnicity *	Adult/Adolescent		Pediatric		Total HIV	
	Cases	Percent	Cases	Percent	Cases	Percent
Hispanic (All Races)	3,730	35.32	20	15.27	3,750	35.07
Am.Indian Alaska Native	6	0.06	0	0.00	6	0.06
Asian	3	0.03	0	0.00	3	0.03
Black or Afr.American	5,262	49.82	104	79.39	5,366	50.18
Native Hawaii/Pacific Is.	0	0.00	0	0.00	0	0.00
White	1,481	14.02	4	3.05	1,485	13.89
Legacy Asian	10	0.09	0	0.00	10	0.09
Multi-Race	70	0.66	3	2.29	73	0.68
Unknown	0	0.00	0	0.00	0	0.00
<b>Total</b>	<b>10,562</b>	<b>100</b>	<b>131</b>	<b>100</b>	<b>10,693</b>	<b>100</b>

*Adult/Adolescent & Pediatric HIV (not AIDS) cases by mortality status*

Mortality Status	Adult/Adolescent		Pediatric		Total HIV	
	Cases	Percent	Cases	Percent	Cases	Percent
Alive	10,250	97.05	129	98.47	10,379	97.06
Deaths	312	2.95	2	1.53	314	2.94
<b>Total</b>	<b>10,562</b>	<b>100</b>	<b>131</b>	<b>100</b>	<b>10,693</b>	<b>100</b>

\* This new category created by CDC, is to support the ability to record an ethnicity and multiple races for an individual, necessitated by new federal OMB guidelines for reporting race and ethnicity.

(Continue next Page)

Miami-Dade County Health Department  
HIV/AIDS Surveillance  
Cumulative Number of Reported HIV (not AIDS) Cases

*HIV (not AIDS) Cases by exposure category and sex among Adult/Adolescent and Pediatric*

Adult/Adolescent Exposure Category	Adult/Adolescent HIV					
	Male	Percent	Female	Percent	Total	Percent
Men who have sex with men	3,776	51.87	0	0.00	3,776	35.75
Injecting drug use	386	5.30	269	8.20	655	6.20
Men who have sex with men and inject drug	191	2.62	0	0.00	191	1.81
Hemophilia/coagulation disorder	2	0.03	2	0.06	4	0.04
Heterosexual contact	1,278	17.55	2,243	68.34	3,521	33.34
Recipient of blood, components, or tissue	0	0.00	0	0.00	0	0.00
Risk not reported or identified	1,647	22.62	768	23.40	2,415	22.86
<b>Total</b>	<b>7,280</b>	<b>100</b>	<b>3,282</b>	<b>100</b>	<b>10,562</b>	<b>100</b>

Pediatric Exposure Category	Pediatric HIV					
	Male	Percent	Female	Percent	Total	Percent
Hemophilia/coagulation disorder	0	0.00	0	0.00	0	0.00
Mother with/at risk for HIV infection	51	100.00	75	93.75	126	96.18
Recipient of blood, components, or tissue	0	0.00	2	2.50	2	1.53
Risk not reported or identified	0	0.00	3	3.75	3	2.29
<b>Total</b>	<b>51</b>	<b>100</b>	<b>80</b>	<b>100</b>	<b>131</b>	<b>100</b>

(Continue next Page)

Miami-Dade County Health Department  
HIV/AIDS Surveillance  
Cumulative Number of Reported HIV (not AIDS) Cases

*Adult/Adolescent HIV (not AIDS) cases by exposure category and race/ethnicity according to sex*

<b>ADULT MALE</b>																	
Exposure Category/ Race/Ethnicity	MSM		IDU		MSM & IDU		HEMOPH		HETROSEX		TRAN/OTHER		NIR		TOTAL		
	Cases	Percent	Cases	Percent	Cases	Percent	Cases	Percent	Cases	Percent	Cases	Percent	Cases	Percent	Cases	Percent	
Hispanic (All Races)	2,022	53.5	107	27.7	74	38.7	0	0.0	281	22.0	0	0	554	33.6	3,038	41.7	
Am.Indian Alaska Native	3	0.1	0	0.0	0	0.0	0	0.0	0	0.0	0	0	0	0.0	3	0.0	
Asian	2	0.1	0	0.0	0	0.0	0	0.0	0	0.0	0	0	1	0.1	3	0.0	
Black or Afr.American	736	19.5	238	61.7	71	37.2	2	100.0	940	73.6	0	0	907	55.1	2,894	39.8	
Native Hawaii/Pacific Is.	0	0.0	0	0.0	0	0.0	0	0.0	0	0.0	0	0	0	0.0	0	0.0	
White	990	26.2	40	10.4	43	22.5	0	0.0	48	3.8	0	0	174	10.6	1,295	17.8	
Legacy Asian	5	0.1	0	0.0	0	0.0	0	0.0	1	0.1	0	0	2	0.1	8	0.1	
Multi-Race	18	0.5	1	0.3	3	1.6	0	0.0	8	0.6	0	0	9	0.5	39	0.5	
Unknown	0	0.0	0	0.0	0	0.0	0	0.0	0	0.0	0	0	0	0.0	0	0.0	
<b>Male Subtotal</b>	<b>3,776</b>	<b>100</b>	<b>386</b>	<b>100</b>	<b>191</b>	<b>100</b>	<b>2</b>	<b>100</b>	<b>1,278</b>	<b>100</b>	<b>0</b>	<b>0</b>	<b>1,647</b>	<b>100</b>	<b>7,280</b>	<b>100</b>	

<b>ADULT FEMALE</b>																	
Exposure Category/ Race/Ethnicity	MSM		IDU		MSM & IDU		HEMOPHILIA		HETROSEX		TRAN/OTHER		NIR		TOTAL		
	Cases	Percent	Cases	Percent	Cases	Percent	Cases	Percent	Cases	Percent	Cases	Percent	Cases	Percent	Cases	Percent	
Hispanic (All Races)	0	0	51	19.0	0	0	0	0.0	474	21.1	0	0	167	21.7	692	21.1	
Am.Indian Alaska Native	0	0	1	0.4	0	0	0	0.0	2	0.1	0	0	0	0.0	3	0.1	
Asian	0	0	0	0.0	0	0	0	0.0	0	0.0	0	0	0	0.0	0	0.0	
Black or Afr.American	0	0	168	62.5	0	0	1	50.0	1,656	73.8	0	0	543	70.7	2,368	72.2	
Native Hawaii/Pacific Is.	0	0	0	0.0	0	0	0	0.0	0	0.0	0	0	0	0.0	0	0.0	
White	0	0	40	14.9	0	0	0	0.0	94	4.2	0	0	52	6.8	186	5.7	
Legacy Asian	0	0	0	0.0	0	0	0	0.0	1	0.0	0	0	1	0.1	2	0.1	
Multi-Race	0	0	9	3.3	0	0	1	50.0	16	0.7	0	0	5	0.7	31	0.9	
Unknown	0	0	0	0.0	0	0	0	0.0	0	0.0	0	0	0	0.0	0	0.0	
<b>Female Subtotal</b>	<b>0</b>	<b>0</b>	<b>269</b>	<b>100</b>	<b>0</b>	<b>0</b>	<b>2</b>	<b>100</b>	<b>2,243</b>	<b>100</b>	<b>0</b>	<b>0</b>	<b>768</b>	<b>100</b>	<b>3,232</b>	<b>100</b>	

<b>ADULT TOTAL</b>		3,776		655		191		4		3,521		0		2,415		10,562	
--------------------	--	-------	--	-----	--	-----	--	---	--	-------	--	---	--	-------	--	--------	--

(Continue next Page)

Miami-Dade County Health Department  
HIV/AIDS Surveillance  
Cumulative Number of Reported HIV (not AIDS) Cases

*Pediatric HIV (not AIDS) cases by exposure category and race/ethnicity*

PEDIATRIC										
Exposure Category/ Race/Ethnicity	HEMOPHILIA		Mother w/HIV		RECEIPT BLOOD		PED. NIR		TOTAL	
	Cases	Percent	Cases	Percent	Cases	Percent	Cases	Percent	Cases	Percent
Hispanic (All Races)	0	0.0	16	12.7	2	100.0	2	66.7	20	15.3
Am.Indian Alaska Native	0	0.0	0	0.0	0	0.0	0	0.0	0	0.0
Asian	0	0.0	0	0.0	0	0.0	0	0.0	0	0.0
Black or Afr.American	0	0.0	103	81.7	0	0.0	1	33.3	104	79.4
Native Hawaii/Pacific Is.	0	0.0	0	0.0	0	0.0	0	0.0	0	0.0
White	0	0.0	4	3.2	0	0.0	0	0.0	4	3.1
Legacy Asian	0	0.0	0	0.0	0	0.0	0	0.0	0	0.0
Multi-Race	0	0.0	3	2.4	0	0.0	0	0.0	3	2.3
Unknown	0	0.0	0	0.0	0	0.0	0	0.0	0	0.0
<b>Total Pediatrics</b>	<b>0</b>	<b>0</b>	<b>126</b>	<b>100</b>	<b>2</b>	<b>100</b>	<b>3</b>	<b>100</b>	<b>131</b>	<b>100</b>

NOTE:

All data at the local level is considered provisional and subject to edit checks by state and federal agencies.

Adjustment are performed on a monthly basis to compensate for duplicate reports state wide and case validation projects.

## MIAMI-DADE COUNTY HIV (not AIDS) CASES UP TO DATE

