



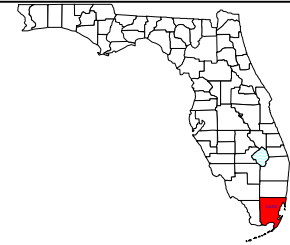
# MIAMI-DADE COUNTY HEALTH DEPARTMENT

## HIV/AIDS SURVEILLANCE

### MONTHLY SURVEILLANCE REPORT

## FEBRUARY

## 2004



#### **TABLES:**

- Aids Cases by age group. AIDS Worksheet. Page 2
- Adult/Adolescent & Pediatric AIDS cases by race/ethnicity. AIDS Worksheet. Page 2
- Adult/Adolescent & Pediatric AIDS cases by mortality status. AIDS Worksheet. Page 2
- AIDS Cases by exposure category and sex among Adult/Adolescent and Pediatric. AIDS Worksheet. Page 3
- Adult/Adolescent AIDS cases by exposure category and race/ethnicity according to sex. AIDS Worksheet. Page 4
- Pediatric AIDS cases by exposure category and race/ethnicity. AIDS Worksheet. Page 5
- HIV (not AIDS) Cases by age group. HIV Worksheet. Page 7
- Adult/Adolescent & Pediatric HIV (not AIDS) cases by race/ethnicity. HIV Worksheet. Page 7
- Adult/Adolescent & Pediatric HIV (not AIDS) cases by mortality status. HIV Worksheet. Page 7
- HIV (not AIDS) Cases by exposure category and sex among Adult/Adolescent and Pediatric. HIV Worksheet. Page 8
- Adult/Adolescent HIV (not AIDS) cases by exposure category and race/ethnicity according to sex. HIV Worksheet. Page 9
- Pediatric HIV (not AIDS) cases by exposure category and race/ethnicity. HIV Worksheet. Page 10

#### **CHARTS:**

- Percent of AIDS cases by Age Group. AIDS CHARTS Worksheet. Page 6
- Percent of AIDS cases by Race/Ethnicity. AIDS CHARTS Worksheet. Page 6
- Percent of Adult/Adolescent AIDS cases by Exposure Category. AIDS CHARTS Worksheet. Page 6
- AIDS Mortality Rate. AIDS CHARTS Worksheet. Page 6
- Percent of HIV (not AIDS) cases by Age Group. HIV CHARTS Worksheet. Page 11
- Percent of HIV (not AIDS) cases by Race/Ethnicity. HIV CHARTS Worksheet. Page 11
- Percent of Adult/Adolescent HIV (not AIDS) cases by Exposure Category. HIV CHARTS Worksheet. Page 11
- HIV Mortality Rate. HIV CHARTS Worksheet. Page 11

Lillian Rivera, RN, MSM, Administrator

**FEBRUARY**  
**2004**

IDS Age Group	Cases	Percent
Under 5	394	1.42
5-12	101	0.36
13-19	157	0.57
20-29	3,951	14.23
30-39	11,186	40.28
40-49	7,679	27.65
50-59	2,937	10.58
60-64	729	2.63
65-69	371	1.34
>=70	263	0.95
Unknown	0	0.00
<b>Total</b>	<b>27,768</b>	<b>100</b>

*Adult/Adolescent & Pediatric AIDS cases by race/ethnicity*

AIDS by Race/ Ethnicity *	Adult/Adolescent		Pediatric		Total AIDS	
	Cases	Percent	Cases	Percent	Cases	Percent
Hispanic (All)	9,073	33.27	47	9.49	9,120	32.84
Am.Indian A	6	0.02	0	0.00	6	0.02
Asian	2	0.01	0	0.00	2	0.01
Black or Afr.	13,643	50.02	426	86.06	14,069	50.67
Native Hawa	0	0.00	0	0.00	0	0.00
White	4,432	16.25	22	4.44	4,454	16.04
Legacy Asian	36	0.13	0	0.00	36	0.13
Multi-Race	81	0.30	0	0.00	81	0.29
Unknown	0	0.00	0	0.00	0	0.00
<b>Total</b>	<b>27,273</b>	<b>100</b>	<b>495</b>	<b>100</b>	<b>27,768</b>	<b>100</b>

*Adult/Adolescent & Pediatric AIDS cases by mortality status*

Mortality Status	Adult/Adolescent		Pediatric		Total AIDS	
	Cases	Percent	Cases	Percent	Cases	Percent
Alive	11,684	42.84	180	36.36	11,864	42.73
Deaths	15,589	57.16	315	63.64	15,904	57.27
<b>Total</b>	<b>27,273</b>	<b>100</b>	<b>495</b>	<b>100</b>	<b>27,768</b>	<b>100</b>

Evelyn Ullah, BSN, MSW

\*This new category created by CDC, is to support the ability to record an ethnicity and multiple races for an individual,  
Director HIV/AIDS Services

1300 S.W. 15th Street, Miami, FL 33135

(305) 324-2409

Evelyn\_Ullah@doh.state.fl.us

www.dadehealth.org

Lillian Rivera, RN, MSM, Administrator

(Continue next Page)

*AIDS Cases by exposure category and sex among Adult/Adolescent and Pediatric*

Adult/Adolescent AIDS						
Adult/Adolescent Exposure Category	Male	Percent	Female	Percent	Total	Percent
Men who have sex with men	10,444	50.17	0	0.00	10,444	38.29
Injecting drug use	3,014	14.48	1,605	24.86	4,619	16.94
Men who have sex with men and inject	1,004	4.82	0	0.00	1,004	3.68
Hemophilia/coagulation disorder	55	0.26	6	0.09	61	0.22
Heterosexual contact	2,266	10.89	3,107	48.13	5,373	19.70
Recipient of blood, components, or tissue	107	0.51	99	1.53	206	0.76
Risk not reported or identified	3,927	18.86	1,639	25.39	5,566	20.41
<b>Total</b>	<b>20,817</b>	<b>100</b>	<b>6,456</b>	<b>100</b>	<b>27,273</b>	<b>100</b>

Pediatric AIDS						
Pediatric Exposure Category	Male	Percent	Female	Percent	Total	Percent
Hemophilia/coagulation disorder	0	0.00	0	0.00	0	0.00
Mother with/at risk for HIV infection	237	96.73	247	98.80	484	97.78
Recipient of blood, components, or tissue	5	2.04	2	0.80	7	1.41
Risk not reported or identified	3	1.22	1	0.40	4	0.81
<b>Total</b>	<b>245</b>	<b>100</b>	<b>250</b>	<b>100</b>	<b>495</b>	<b>100</b>

(Continue next Page)

*Adult/Adolescent AIDS cases by exposure category and race/ethnicity according to sex*

ADULT MALE												
Exposure Category Race/Ethnicity	MSM		IDU		MSM & IDU		HEMOPH		HETROSEX		TRAN/OTHER	
	Cases	Percent	Cases	Percent	Cases	Percent	Cases	Percent	Cases	Percent	Cases	Percent
Hispanic (All)	5,414	51.8	650	21.6	354	35.3	17	30.9	553	24.4	35	30.7
Am.Indian A	1	0.0	2	0.1	1	0.1	0	0.0	0	0.0	0	0.0
Asian	0	0.0	0	0.0	0	0.0	0	0.0	2	0.1	0	0.0
Black or Afr.	1,871	17.9	2,073	68.8	408	40.6	17	30.9	1,594	70.3	48	42.1
Native Hawa	0	0.0	0	0.0	0	0.0	0	0.0	0	0.0	0	0.0
White	3,108	29.8	281	9.3	238	23.7	20	36.4	106	4.7	31	27.2
Legacy Asian	22	0.2	0	0.0	0	0.0	1	1.8	4	0.2	0	0.0
Multi-Race	28	0.3	8	0.3	3	0.3	0	0.0	7	0.3	0	0.0

Lillian Rivera, RN, MSM, Administrator

Unknown	0	0.0	0	0.0	0	0.0	0	0.0	0	0.0	0	0.0
<b>Male Subtotal</b>	<b>10,444</b>	<b>100</b>	<b>3,014</b>	<b>100</b>	<b>1,004</b>	<b>100</b>	<b>55</b>	<b>100</b>	<b>2,266</b>	<b>100</b>	<b>114</b>	<b>100</b>

DULT FEMALE												
Exposure Category	MSM		IDU		MSM & IDU		HEMOPHILIA		HETROSEX		TRAN/OTHER	
Race/Ethnicity	Cases	Percent	Cases	Percent	Cases	Percent	Cases	Percent	Cases	Percent	Cases	Percent
Hispanic (All)	0	0	164	10.2	0	0	1	16.7	647	20.8	24	21.8
Am.Indian A	0	0	1	0.1	0	0	0	0.0	0	0.0	0	0.0
Asian	0	0	0	0.0	0	0	0	0.0	0	0.0	0	0.0
Black or Afr.	0	0	1,263	78.7	0	0	4	66.7	2,311	74.4	70	63.6
Native Hawa	0	0	0	0.0	0	0	0	0.0	0	0.0	0	0.0
White	0	0	172	10.7	0	0	1	16.7	136	4.4	15	13.6
Legacy Asian	0	0	1	0.1	0	0	0	0.0	2	0.1	1	0.9
Multi-Race	0	0	4	0.2	0	0	0	0.0	11	0.4	0	0.0
Unknown	0	0	0	0.0	0	0	0	0.0	0	0.0	0	0.0
<b>Female Subtotal</b>	<b>0</b>	<b>0</b>	<b>1,605</b>	<b>100</b>	<b>0</b>	<b>0</b>	<b>6</b>	<b>100</b>	<b>3,107</b>	<b>100</b>	<b>110</b>	<b>100</b>
<b>ADULT TOTAL</b>	<b>10,444</b>		<b>4,619</b>		<b>1,004</b>		<b>61</b>		<b>5,373</b>		<b>224</b>	

*Pediatric AIDS cases by exposure category and race/ethnicity*

PEDIATRIC										
Exposure Category	HEMOPHILIA		Mother w/HIV		RECEIPT BLOOD		PED. NIR		TOTAL	
Race/Ethnicity	Cases	Percent	Cases	Percent	Cases	Percent	Cases	Percent	Cases	Percent
Hispanic (All)	0	0.0	39	8.1	5	71.4	3	75.0	47	9.5
Am.Indian A	0	0.0	0	0.0	0	0.0	0	0.0	0	0.0
Asian	0	0.0	0	0.0	0	0.0	0	0.0	0	0.0
Black or Afr.	0	0.0	423	87.4	2	28.6	1	25.0	426	86.1
Native Hawa	0	0.0	0	0.0	0	0.0	0	0.0	0	0.0
White	0	0.0	22	4.5	0	0.0	0	0.0	22	4.4
Legacy Asian	0	0.0	0	0.0	0	0.0	0	0.0	0	0.0
Multi-Race	0	0.0	0	0.0	0	0.0	0	0.0	0	0.0
Unknown	0	0.0	0	0.0	0	0.0	0	0.0	0	0.0
<b>Total Pediatric</b>	<b>0</b>	<b>0</b>	<b>484</b>	<b>100</b>	<b>7</b>	<b>100</b>	<b>4</b>	<b>100</b>	<b>495</b>	<b>100</b>

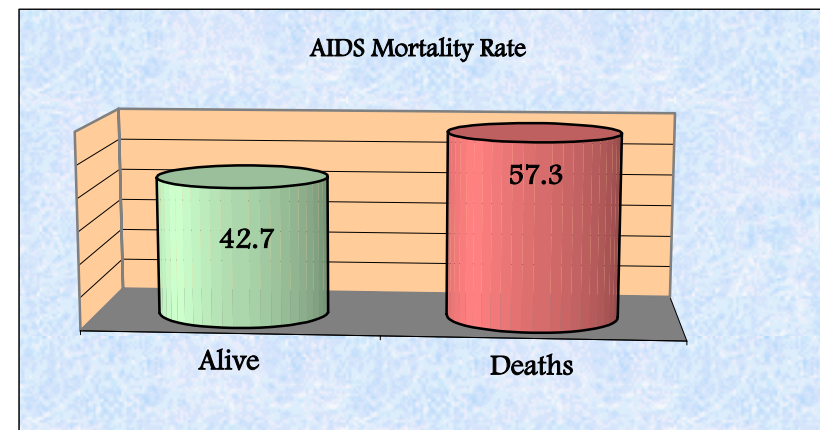
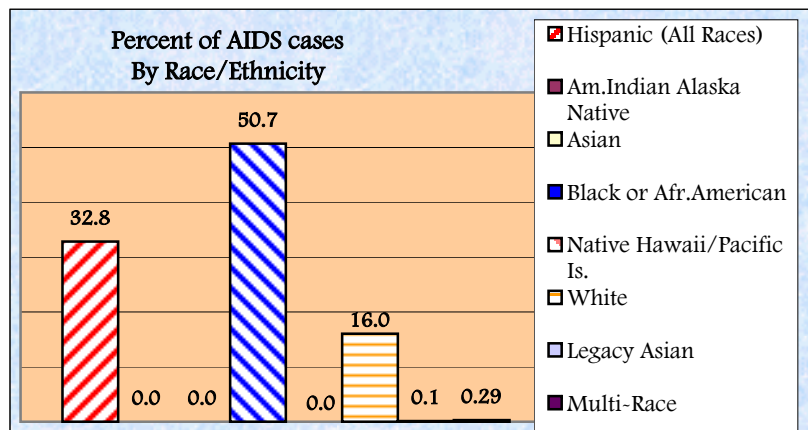
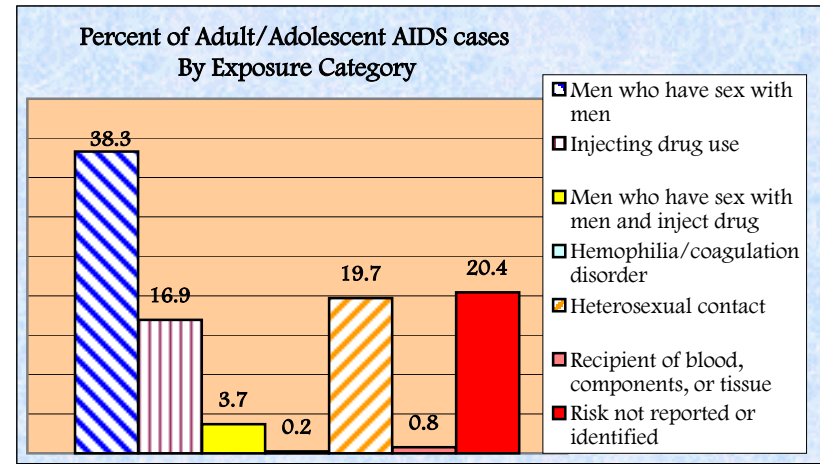
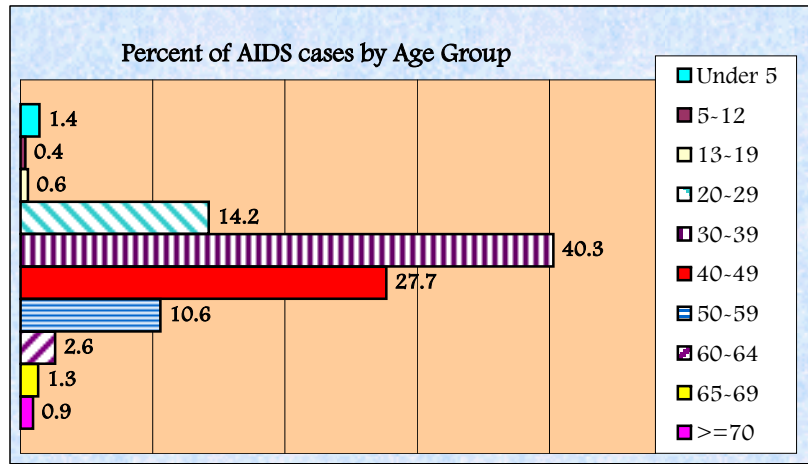
Director HIV/AIDS Services  
1350 NW 14th Street, Miami, FL 33125  
(305) 324-2409  
Evelyn\_Ullah@doh.state.fl.us  
www.dadehealth.org

Lillian Rivera, RN, MSM, Administrator

NOTE:

All data at the local level is considered provisional and subject to edit checks by state and federal agencies.  
Adjustment are performed on a monthly basis to compensate for duplicate reports state wide and case validation projects.

## MIAMI-DADE COUNTY AIDS CASES UP TO DATE



Evelyn Ullah, BSN, MSW  
Director HIV/AIDS Services  
1350 NW 14th Street, Miami, FL 33125  
(305) 324-2409  
Evelyn\_Ullah@doh.state.fl.us  
www.dadehealth.org

Lillian Rivera, RN, MSM, Administrator

## FEBRUARY 2004

*HIV (not AIDS) Cases by age group*

IV Age Group	Cases	Percent
Under 5	72	0.74
5-12	45	0.46
13-19	280	2.87
20-29	1,989	20.38
30-39	3,734	38.26
40-49	2,406	24.65
50-59	836	8.57
60-64	193	1.98
65-69	114	1.17
>=70	91	0.93
Unknown	0	0.00
<b>Total</b>	<b>9,760</b>	<b>100</b>

*Adult/Adolescent & Pediatric HIV (not AIDS) cases by race/ethnicity*

HIV by Race/ Ethnicity *	Adult/Adolescent		Pediatric		Total HIV	
	Cases	Percent	Cases	Percent	Cases	Percent
Hispanic (All)	3,148	32.65	16	13.68	3,164	32.42
Am.Indian A	6	0.06	0	0.00	6	0.06
Asian	1	0.01	0	0.00	1	0.01
Black or Afr.	5,057	52.44	98	83.76	5,155	52.82
Native Hawa	0	0.00	0	0.00	0	0.00
White	1,392	14.44	2	1.71	1,394	14.28
Legacy Asian	12	0.12	1	0.85	13	0.13
Multi-Race	27	0.28	0	0.00	27	0.28
Unknown	0	0.00	0	0.00	0	0.00
<b>Total</b>	<b>9,643</b>	<b>100</b>	<b>117</b>	<b>100</b>	<b>9,760</b>	<b>100</b>

*Adult/Adolescent & Pediatric HIV (not AIDS) cases by mortality status*

Mortality Status	Adult/Adolescent		Pediatric		Total HIV	
	Cases	Percent	Cases	Percent	Cases	Percent
Alive	9,415	97.64	117	100.00	9,532	97.66
Deaths	228	2.36	0	0.00	228	2.34
<b>Total</b>	<b>9,643</b>	<b>100</b>	<b>117</b>	<b>100</b>	<b>9,760</b>	<b>100</b>

Evelyn Ullah, BSN, MSM

Director HIV/AIDS Services

1315 NW 4th Street, Miami, FL 33135 to support the ability to record an ethnicity and multiple races for an individual,

(305) 324-2409

Evelyn\_Ullah@doh.state.fl.us

www.dadehealth.org

Lillian Rivera, RN, MSM, Administrator

necessitated by new federal OMB guidelines for reporting race and ethnicity.

(Continue next Page)

*HIV (not AIDS) Cases by exposure category and sex among Adult/Adolescent and Pediatric*

Adult/Adolescent HIV						
Adult/Adolescent Exposure Category	Male	Percent	Female	Percent	Total	Percent
Men who have sex with men	2,888	43.82	0	0.00	2,888	29.95
Injecting drug use	314	4.76	207	6.78	521	5.40
Men who have sex with men and inject	132	2.00	0	0.00	132	1.37
Hemophilia/coagulation disorder	4	0.06	3	0.10	7	0.07
Heterosexual contact	916	13.90	1,515	49.62	2,431	25.21
Recipient of blood, components, or tissue	1	0.02	0	0.00	1	0.01
Risk not reported or identified	2,335	35.43	1,328	43.50	3,663	37.99
<b>Total</b>	<b>6,590</b>	<b>100</b>	<b>3,053</b>	<b>100</b>	<b>9,643</b>	<b>100</b>

Pediatric HIV						
Pediatric Exposure Category	Male	Percent	Female	Percent	Total	Percent
Hemophilia/coagulation disorder	0	0.00	0	0.00	0	0.00
Mother with/at risk for HIV infection	45	100.00	67	93.06	112	95.73
Recipient of blood, components, or tissue	0	0.00	2	2.78	2	1.71
Risk not reported or identified	0	0.00	3	4.17	3	2.56
<b>Total</b>	<b>45</b>	<b>100</b>	<b>72</b>	<b>100</b>	<b>117</b>	<b>100</b>

(Continue next Page)

*Adult/Adolescent HIV (not AIDS) cases by exposure category and race/ethnicity according to sex*

ADULT MALE												
Exposure Category Race/Ethnicity	MSM		IDU		MSM & IDU		HEMOPH		HETROSEX		TRAN/OTHER	
	Cases	Percent	Cases	Percent	Cases	Percent	Cases	Percent	Cases	Percent	Cases	Percent
Hispanic (All)	1,469	51.9	99	32.2	47	35.9	2	50.0	177	19.9	1	100.0
Am.Indian A	2	0.1	0	0.0	1	0.8	0	0.0	0	0.0	0	0.0
Asian	1	0.0	0	0.0	0	0.0	0	0.0	0	0.0	0	0.0
Black or Afr.	515	18.2	171	55.7	43	32.8	2	50.0	674	75.8	0	0.0
Native Hawa	0	0.0	0	0.0	0	0.0	0	0.0	0	0.0	0	0.0
White	829	29.3	37	12.1	39	29.8	0	0.0	35	3.9	0	0.0
Legacy HIV	7	0.2	0	0.0	0	0.0	0	0.0	1	0.1	0	0.0
Other	125	0.2	0	0.0	1	0.8	0	0.0	2	0.2	0	0.0

Lillian Rivera, RN, MSM, Administrator

Unknown	0	0.0	0	0.0	0	0.0	0	0.0	0	0.0	0	0.0
<b>Male Subtotal</b>	<b>2,828</b>	<b>100</b>	<b>307</b>	<b>100</b>	<b>131</b>	<b>100</b>	<b>4</b>	<b>100</b>	<b>889</b>	<b>100</b>	<b>1</b>	<b>100</b>

<b>DULT FEMALE</b>												
Exposure Category	MSM		IDU		MSM & IDU		HEMOPHILIA		HETROSEX		TRAN/OTHER	
Race/Ethnicity	Cases	Percent	Cases	Percent	Cases	Percent	Cases	Percent	Cases	Percent	Cases	Percent
Hispanic (All)	0	0	42	20.5	0	0	0	0.0	284	19.2	0	0
Am.Indian A	0	0	1	0.5	0	0	0	0.0	2	0.1	0	0
Asian	0	0	0	0.0	0	0	0	0.0	0	0.0	0	0
Black or Afr.	0	0	126	61.5	0	0	3	100.0	1,105	74.6	0	0
Native Hawa	0	0	0	0.0	0	0	0	0.0	0	0.0	0	0
White	0	0	34	16.6	0	0	0	0.0	81	5.5	0	0
Legacy Asian	0	0	0	0.0	0	0	0	0.0	2	0.1	0	0
Multi-Race	0	0	2	1.0	0	0	0	0.0	7	0.5	0	0
Unknown	0	0	0	0.0	0	0	0	0.0	0	0.0	0	0
<b>Female Subtotal</b>	<b>0</b>	<b>0</b>	<b>205</b>	<b>100</b>	<b>0</b>	<b>0</b>	<b>3</b>	<b>100</b>	<b>1,481</b>	<b>100</b>	<b>0</b>	<b>0</b>
<b>ADULT TOTAL</b>	<b>2,828</b>		<b>512</b>		<b>131</b>		<b>7</b>		<b>2,370</b>		<b>1</b>	

*Pediatric HIV (not AIDS) cases by exposure category and race/ethnicity*

<b>PEDIATRIC</b>										
Exposure Category	HEMOPHILIA		Mother w/HIV		RECEIPT BLOOD		PED. NIR		TOTAL	
Race/Ethnicity	Cases	Percent	Cases	Percent	Cases	Percent	Cases	Percent	Cases	Percent
Hispanic (All)	0	0.0	13	11.6	2	100.0	1	33.3	16	13.7
Am.Indian A	0	0.0	0	0.0	0	0.0	0	0.0	0	0.0
Asian	0	0.0	0	0.0	0	0.0	0	0.0	0	0.0
Black or Afr.	0	0.0	96	85.7	0	0.0	2	66.7	98	83.8
Native Hawa	0	0.0	0	0.0	0	0.0	0	0.0	0	0.0
White	0	0.0	2	1.8	0	0.0	0	0.0	2	1.7
Legacy Asian	0	0.0	1	0.9	0	0.0	0	0.0	1	0.9
Multi-Race	0	0.0	0	0.0	0	0.0	0	0.0	0	0.0
Unknown	0	0.0	0	0.0	0	0.0	0	0.0	0	0.0
<b>Total Pediatric</b>	<b>0</b>	<b>0</b>	<b>112</b>	<b>100</b>	<b>2</b>	<b>100</b>	<b>3</b>	<b>100</b>	<b>117</b>	<b>100</b>

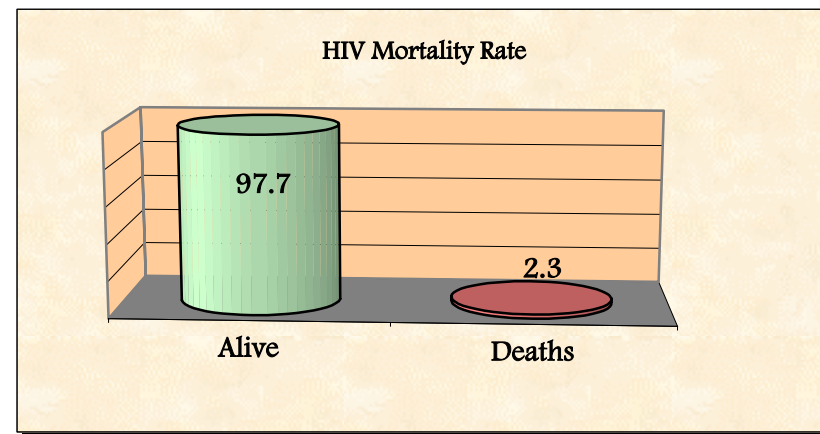
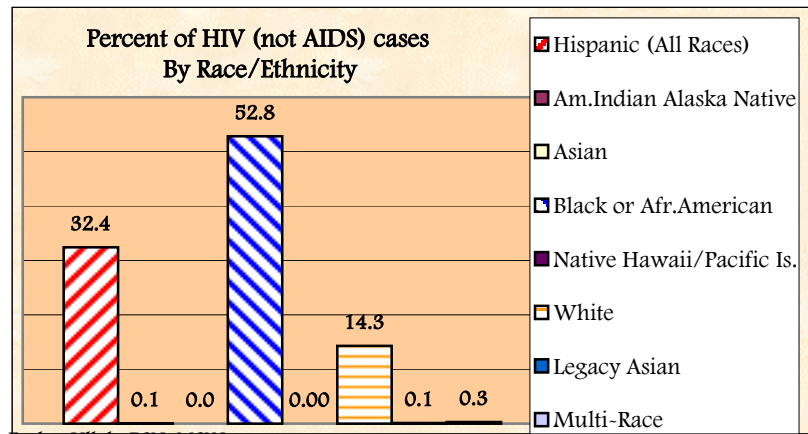
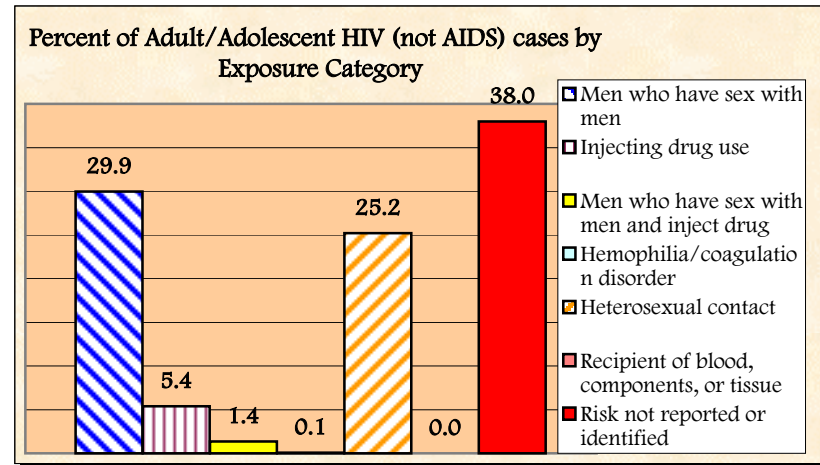
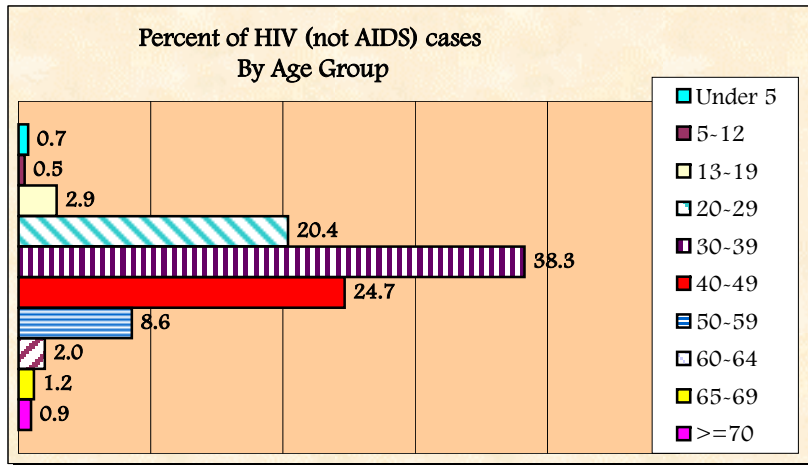
Director HIV/AIDS Services  
1350 NW 14th Street, Miami, FL 33125  
(305) 324-2409  
Evelyn\_Ullah@doh.state.fl.us  
www.dadehealth.org

Lillian Rivera, RN, MSM, Administrator

NOTE:

All data at the local level is considered provisional and subject to edit checks by state and federal agencies.  
Adjustment are performed on a monthly basis to compensate for duplicate reports state wide and case validation projects.

### MIAMI-DADE COUNTY HIV (not AIDS) CASES UP TO DATE



Evelyn Ullah, BSN, MSW  
Director HIV/AIDS Services  
1350 NW 14th Street, Miami, FL 33125  
(305) 324-2409  
Evelyn\_Ullah@doh.state.fl.us  
www.dadehealth.org

**Jeb Bush**  
**Governor**

**John O. Agwunobi. M.D., MBA**  
**Secretary**

**Lillian Rivera, RN, MSM, Administrator**

Evelyn Ullah, BSN, MSW  
Director HIV/AIDS Services  
1350 NW 14th Street, Miami, FL 33125  
(305) 324-2409  
Evelyn\_Ullah@doh.state.fl.us  
www.dadehealth.org

HIV/AIDS Surveillance  
(305) 324-2459

**Jeb Bush**  
**Governor**

**John O. Agwunobi. M.D., MBA**  
**Secretary**

**Lillian Rivera, RN, MSM, Administrator**

Evelyn Ullah, BSN, MSW  
Director HIV/AIDS Services  
1350 NW 14th Street, Miami, FL 33125  
(305) 324-2409  
Evelyn\_Ullah@doh.state.fl.us  
www.dadehealth.org

HIV/AIDS Surveillance  
(305) 324-2459

Jeb Bush  
Governor

John O. Agwunobi, M.D., MBA  
Secretary

Lillian Rivera, RN, MSM, Administrator

NIR		TOTAL	
Cases	Percent	Cases	Percent
979	25.0	8,002	38.4
1	0.0	5	0.0
0	0.0	2	0.0
2,679	68.3	8,690	41.7
0	0.0	0	0.0
249	6.4	4,033	19.4
4	0.1	31	0.1
Evelyn Ullah, BSN, MSW Director HIV/AIDS Services	0.2	54	0.3

1350 NW 14th Street, Miami, FL 33125  
(305) 324-2409  
Evelyn\_Ullah@doh.state.fl.us  
www.dadehealth.org

HIV/AIDS Surveillance  
(305) 324-2459

Jeb Bush  
Governor

John O. Agwunobi, M.D., MBA  
Secretary

Lillian Rivera, RN, MSM, Administrator

0	0.0	0	0.0
<b>3,920</b>	<b>100</b>	<b>20,817</b>	<b>100</b>

NIR		TOTAL	
Cases	Percent	Cases	Percent
235	14.4	1,071	16.6
0	0.0	1	0.0
0	0.0	0	0.0
1,305	80.2	4,953	76.7
0	0.0	0	0.0
75	4.6	399	6.2
1	0.1	5	0.1
12	0.7	27	0.4
0	0.0	0	0.0
<b>1,628</b>	<b>100</b>	<b>6,456</b>	<b>100</b>

<b>5,548</b>	<b>27,273</b>
--------------	---------------

(Continue next Page)

Evelyn Ullah, BSN, MSW  
Director HIV/AIDS Services  
1350 NW 14th Street, Miami, FL 33125  
(305) 324-2409  
Evelyn\_Ullah@doh.state.fl.us  
www.dadehealth.org

HIV/AIDS Surveillance  
(305) 324-2459

**Jeb Bush**  
**Governor**

**John O. Agwunobi. M.D., MBA**  
**Secretary**

**Lillian Rivera, RN, MSM, Administrator**

Evelyn Ullah, BSN, MSW  
Director HIV/AIDS Services  
1350 NW 14th Street, Miami, FL 33125  
(305) 324-2409  
Evelyn\_Ullah@doh.state.fl.us  
www.dadehealth.org

HIV/AIDS Surveillance  
(305) 324-2459

**Jeb Bush**  
**Governor**

**John O. Agwunobi. M.D., MBA**  
**Secretary**

**Lillian Rivera, RN, MSM, Administrator**

Evelyn Ullah, BSN, MSW  
Director HIV/AIDS Services  
1350 NW 14th Street, Miami, FL 33125  
(305) 324-2409  
Evelyn\_Ullah@doh.state.fl.us  
www.dadehealth.org

HIV/AIDS Surveillance  
(305) 324-2459

Jeb Bush  
Governor

John O. Agwunobi, M.D., MBA  
Secretary

Lillian Rivera, RN, MSM, Administrator

NIR		TOTAL	
Cases	Percent	Cases	Percent
751	31.0	2,546	38.7
0	0.0	3	0.0
0	0.0	1	0.0
1,412	58.2	2,817	42.8
0	0.0	0	0.0
257	10.6	1,197	18.2
Director HIV/AIDS Services	0.1	10	0.2
1350 NW 14th Street, Miami, FL 33125	0.2	12	0.2

(305) 324-2409  
Evelyn\_Ullah@doh.state.fl.us  
www.dadehealth.org

HIV/AIDS Surveillance  
(305) 324-2459

Jeb Bush  
Governor

John O. Agwunobi, M.D., MBA  
Secretary

Lillian Rivera, RN, MSM, Administrator

0	0.0	0	0.0
2,426	100	6,586	100

NIR		TOTAL	
Cases	Percent	Cases	Percent
259	18.8	585	19.1
0	0.0	3	0.1
0	0.0	0	0.0
1,029	74.5	2,263	73.7
0	0.0	0	0.0
87	6.3	202	6.6
1	0.1	3	0.1
5	0.4	14	0.5
0	0.0	0	0.0
1,381	100	3,070	100

3,807	9,656
-------	-------

(Continue next Page)

Evelyn Ullah, BSN, MSW  
Director HIV/AIDS Services  
1350 NW 14th Street, Miami, FL 33125  
(305) 324-2409  
Evelyn\_Ullah@doh.state.fl.us  
www.dadehealth.org

HIV/AIDS Surveillance  
(305) 324-2459

**Jeb Bush**  
**Governor**

**John O. Agwunobi. M.D., MBA**  
**Secretary**

**Lillian Rivera, RN, MSM, Administrator**

Evelyn Ullah, BSN, MSW  
Director HIV/AIDS Services  
1350 NW 14th Street, Miami, FL 33125  
(305) 324-2409  
Evelyn\_Ullah@doh.state.fl.us  
www.dadehealth.org

HIV/AIDS Surveillance  
(305) 324-2459