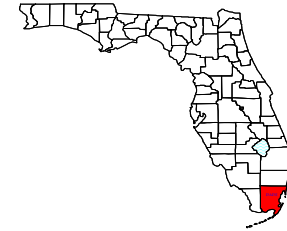




Lillian Rivera, RN, MSN, Administrator



**MIAMI-DADE COUNTY HEALTH DEPARTMENT**  
**HIV/AIDS SURVEILLANCE**  
**MONTHLY SURVEILLANCE REPORT**  
***September***  
***2006***

**TABLES:**

- Aids Cases by age group. AIDS Worksheet.
- Adult/Adolescent & Pediatric AIDS cases by race/ethnicity. AIDS Worksheet.
- Adult/Adolescent & Pediatric AIDS cases by mortality status. AIDS Worksheet.
- AIDS Cases by exposure category and sex among Adult/Adolescent and Pediatric. AIDS Worksheet.
- Adult/Adolescent AIDS cases by exposure category and race/ethnicity according to sex. AIDS Worksheet.
- Pediatric AIDS cases by exposure category and race/ethnicity. AIDS Worksheet.
- HIV (not AIDS) Cases by age group. HIV Worksheet.
- Adult/Adolescent & Pediatric HIV (not AIDS) cases by race/ethnicity. HIV Worksheet.
- Adult/Adolescent & Pediatric HIV (not AIDS) cases by mortality status. HIV Worksheet.
- HIV (not AIDS) Cases by exposure category and sex among Adult/Adolescent and Pediatric. HIV Worksheet.
- Adult/Adolescent HIV (not AIDS) cases by exposure category and race/ethnicity according to sex. HIV Worksheet.
- Pediatric HIV (not AIDS) cases by exposure category and race/ethnicity. HIV Worksheet.

**CHARTS:**

- Percent of AIDS cases by Age Group. AIDS CHARTS Worksheet.
- Percent of AIDS cases by Race/Ethnicity. AIDS CHARTS Worksheet.
- Percent of Adult/Adolescent AIDS cases by Exposure Category. AIDS CHARTS Worksheet.
- AIDS Mortality Rate. AIDS CHARTS Worksheet.
- Percent of HIV (not AIDS) cases by Age Group. HIV CHARTS Worksheet.
- Percent of HIV (not AIDS) cases by Race/Ethnicity. HIV CHARTS Worksheet.
- Percent of Adult/Adolescent HIV (not AIDS) cases by Exposure Category. HIV CHARTS Worksheet.
- HIV Mortality Rate. HIV CHARTS Worksheet.

---

Evelyn Ullah, BSN, MSW  
Director HIV/AIDS Services  
8600 NW 17th Street, Miami, FL 33126  
(305) 470-6999  
Evelyn\_Ullah@doh.state.fl.us  
www.dadehealth.org

HIV/AIDS Surveillance  
(305) 470-6987

Miami-Dade County Health Department  
HIV/AIDS Surveillance  
Cumulative Number of Reported AIDS Cases

**September  
2006**

*AIDS Cases by age group*

AIDS Age Group	Cases	Percent
Under 5	398	1.33
5-12	105	0.35
13-19	199	0.66
20-29	4,146	13.83
30-39	11,633	38.79
40-49	8,528	28.44
50-59	3,419	11.40
60-64	835	2.78
65-69	423	1.41
>=70	302	1.01
Unknown	0	0.00
<b>Total</b>	<b>29,988</b>	<b>100</b>

*Adult/Adolescent & Pediatric AIDS cases by race/ethnicity*

AIDS by Race/ Ethnicity *	Adult/Adolescent		Pediatric		Total AIDS	
	Cases	Percent	Cases	Percent	Cases	Percent
Hispanic (All Races)	9,867	33.46	51	10.14	9,918	33.07
Am.Indian Alaska Native	2	0.01	0	0.00	2	0.01
Asian	3	0.01	0	0.00	3	0.01
Black or Afr.American	15,063	51.09	432	85.88	15,495	51.67
Native Hawaii/Pacific Is.	1	0.00	0	0.00	1	0.00
White	4,300	14.58	20	3.98	4,320	14.41
Legacy Asian	17	0.06	0	0.00	17	0.06
Multi-Race	232	0.79	0	0.00	232	0.77
Unknown	0	0.00	0	0.00	0	0.00
<b>Total</b>	<b>29,485</b>	<b>100</b>	<b>503</b>	<b>100</b>	<b>29,988</b>	<b>100</b>

*Adult/Adolescent & Pediatric AIDS cases by mortality status*

Mortality Status	Adult/Adolescent		Pediatric		Total AIDS	
	Cases	Percent	Cases	Percent	Cases	Percent
Alive	13,214	44.82	182	36.18	13,396	44.67
Deaths	16,271	55.18	321	63.82	16,592	55.33
<b>Total</b>	<b>29,485</b>	<b>100</b>	<b>503</b>	<b>100</b>	<b>29,988</b>	<b>100</b>

\* This new category created by CDC, is to support the ability to record an ethnicity and multiple races for an individual, necessitated by new federal OMB guidelines for reporting race and ethnicity.

(Continue next Page)

Miami-Dade County Health Department  
HIV/AIDS Surveillance  
Cumulative Number of Reported AIDS Cases

*AIDS Cases by exposure category and sex among Adult/Adolescent and Pediatric*

Adult/Adolescent AIDS						
Adult/Adolescent Exposure Category	Male	Percent	Female	Percent	Total	Percent
Men who have sex with men	11,671	52.76	0	0.00	11,671	39.58
Injecting drug use	3,192	14.43	1,818	24.69	5,010	16.99
Men who have sex with men and inject drug	1,177	5.32	0	0.00	1,177	3.99
Hemophilia/coagulation disorder	55	0.25	9	0.12	64	0.22
Heterosexual contact	3,043	13.76	4,454	60.48	7,497	25.43
Recipient of blood, components, or tissue	104	0.47	96	1.30	200	0.68
Risk not reported or identified	2,879	13.01	987	13.40	3,866	13.11
<b>Total</b>	<b>22,121</b>	<b>100</b>	<b>7,364</b>	<b>100</b>	<b>29,485</b>	<b>100</b>

Pediatric AIDS						
Pediatric Exposure Category	Male	Percent	Female	Percent	Total	Percent
Hemophilia/coagulation disorder	0	0.00	0	0.00	0	0.00
Mother with/at risk for HIV infection	241	97.18	252	98.82	493	98.01
Recipient of blood, components, or tissue	5	2.02	2	0.78	7	1.39
Risk not reported or identified	2	0.81	1	0.39	3	0.60
<b>Total</b>	<b>248</b>	<b>100</b>	<b>255</b>	<b>100</b>	<b>503</b>	<b>100</b>

(Continue next Page)

Miami-Dade County Health Department  
HIV/AIDS Surveillance  
Cumulative Number of Reported AIDS Cases

*Adult/Adolescent AIDS cases by exposure category and race/ethnicity according to sex*

ADULT MALE																
Exposure Category/ Race/Ethnicity	MSM		IDU		MSM & IDU		HEMOPH		HETROSEX		TRAN/OTHER		NIR		TOTAL	
	Cases	Percent	Cases	Percent	Cases	Percent	Cases	Percent	Cases	Percent	Cases	Percent	Cases	Percent	Cases	Percent
Hispanic (All Races)	6,113	52.4	670	21.0	390	33.1	19	34.5	710	23.3	35	28.9	675	23.6	8,612	38.9
Am.Indian Alaska Native	0	0.0	1	0.0	0	0.0	0	0.0	0	0.0	0	0.0	1	0.0	2	0.0
Asian	1	0.0	0	0.0	0	0.0	0	0.0	2	0.1	0	0.0	0	0.0	3	0.0
Black or Afr.American	2,390	20.5	2,227	69.8	529	44.9	16	29.1	2,206	72.5	55	45.5	2,007	70.1	9,430	42.6
Native Hawaii/Pacific Is.	0	0.0	0	0.0	0	0.0	0	0.0	0	0.0	0	0.0	1	0.0	1	0.0
White	3,065	26.3	268	8.4	248	21.1	19	34.5	103	3.4	29	24.0	165	5.8	3,897	17.6
Legacy Asian	9	0.1	0	0.0	0	0.0	1	1.8	4	0.1	0	0.0	1	0.0	15	0.1
Multi-Race	93	0.8	26	0.8	10	0.8	0	0.0	18	0.6	2	1.7	12	0.4	161	0.7
Unknown	0	0.0	0	0.0	0	0.0	0	0.0	0	0.0	0	0.0	0	0.0	0	0.0
<b>Male Subtotal</b>	<b>11,671</b>	<b>100</b>	<b>3,192</b>	<b>100</b>	<b>1,177</b>	<b>100</b>	<b>55</b>	<b>100</b>	<b>3,043</b>	<b>100</b>	<b>121</b>	<b>100</b>	<b>2,862</b>	<b>100</b>	<b>22,121</b>	<b>100</b>

ADULT FEMALE																
Exposure Category/ Race/Ethnicity	MSM		IDU		MSM & IDU		HEMOPHILIA		HETROSEX		TRAN/OTHER		NIR		TOTAL	
	Cases	Percent	Cases	Percent	Cases	Percent	Cases	Percent	Cases	Percent	Cases	Percent	Cases	Percent	Cases	Percent
Hispanic (All Races)	0	0	199	10.9	0	0	1	11.1	890	20.0	24	19.7	141	14.7	1,255	17.0
Am.Indian Alaska Native	0	0	0	0.0	0	0	0	0.0	0	0.0	0	0.0	0	0.0	0	0.0
Asian	0	0	0	0.0	0	0	0	0.0	0	0.0	0	0.0	0	0.0	0	0.0
Black or Afr.American	0	0	1,423	78.3	0	0	7	77.8	3,352	75.3	83	68.0	768	79.9	5,633	76.5
Native Hawaii/Pacific Is.	0	0	0	0.0	0	0	0	0.0	0	0.0	0	0.0	0	0.0	0	0.0
White	0	0	177	9.7	0	0	1	11.1	171	3.8	11	9.0	43	4.5	403	5.5
Legacy Asian	0	0	0	0.0	0	0	0	0.0	2	0.0	0	0.0	0	0.0	2	0.0
Multi-Race	0	0	19	1.0	0	0	0	0.0	39	0.9	4	3.3	9	0.9	71	1.0
Unknown	0	0	0	0.0	0	0	0	0.0	0	0.0	0	0.0	0	0.0	0	0.0
<b>Female Subtotal</b>	<b>0</b>	<b>0</b>	<b>1,818</b>	<b>100</b>	<b>0</b>	<b>0</b>	<b>9</b>	<b>100</b>	<b>4,454</b>	<b>100</b>	<b>122</b>	<b>100</b>	<b>961</b>	<b>100</b>	<b>7,364</b>	<b>100</b>

ADULT TOTAL																
	11,671		5,010		1,177		64		7,497		243		3,823		29,485	

(Continue next Page)

Miami-Dade County Health Department  
HIV/AIDS Surveillance  
Cumulative Number of Reported AIDS Cases

*Pediatric AIDS cases by exposure category and race/ethnicity*

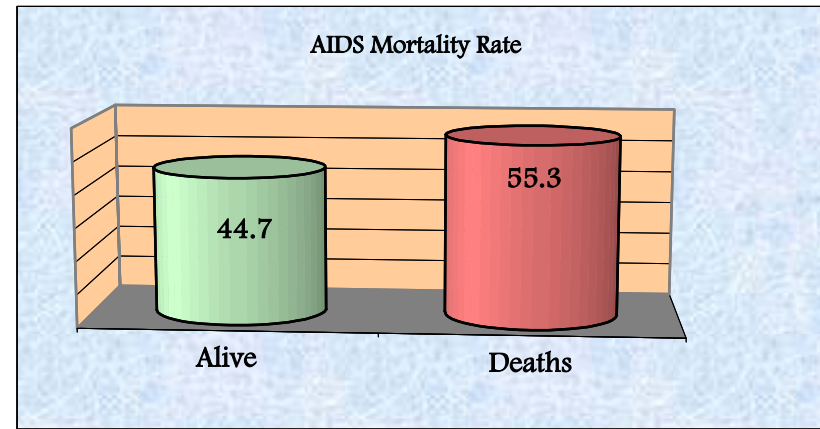
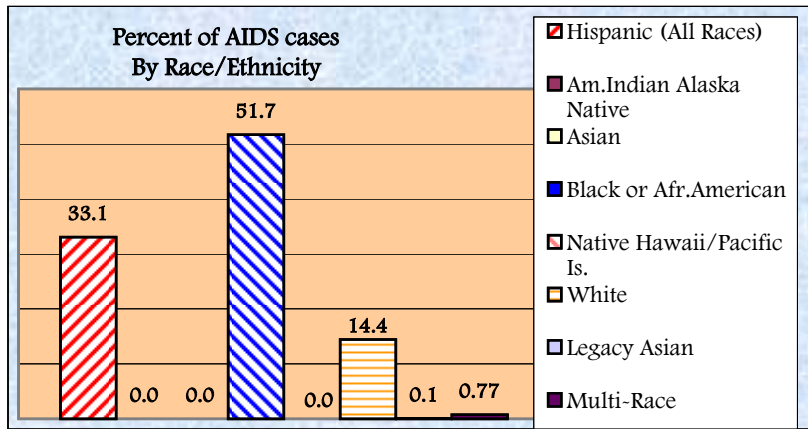
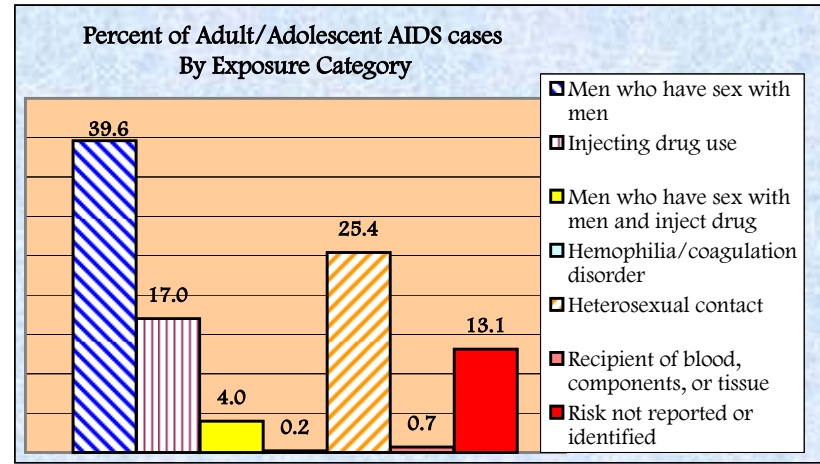
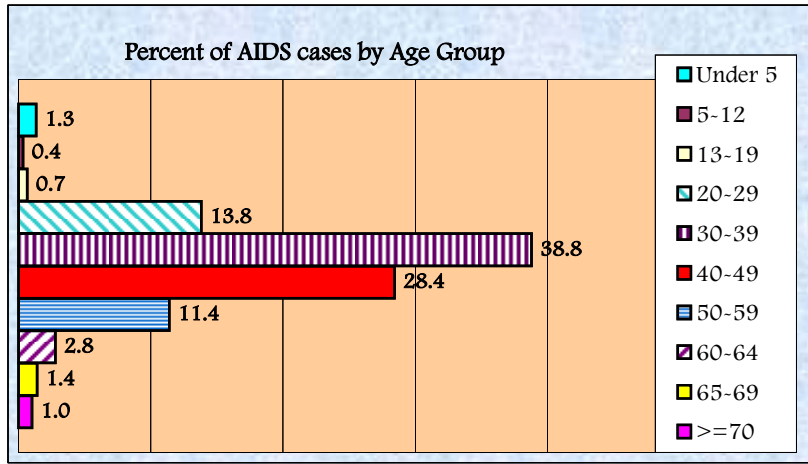
PEDIATRIC										
Exposure Category/ Race/Ethnicity	HEMOPHILIA		Mother w/HIV		RECEIPT BLOOD		PED. NIR		TOTAL	
	Cases	Percent	Cases	Percent	Cases	Percent	Cases	Percent	Cases	Percent
Hispanic (All Races)	0	0.0	43	8.7	5	71.4	2	66.7	50	9.9
Am.Indian Alaska Native	0	0.0	0	0.0	0	0.0	0	0.0	0	0.0
Asian	0	0.0	0	0.0	0	0.0	0	0.0	0	0.0
Black or Afr.American	0	0.0	429	87.0	2	28.6	1	33.3	432	85.9
Native Hawaii/Pacific Is.	0	0.0	0	0.0	0	0.0	0	0.0	0	0.0
White	0	0.0	21	4.3	0	0.0	0	0.0	21	4.2
Legacy Asian	0	0.0	0	0.0	0	0.0	0	0.0	0	0.0
Multi-Race	0	0.0	0	0.0	0	0.0	0	0.0	0	0.0
Unknown	0	0.0	0	0.0	0	0.0	0	0.0	0	0.0
<b>Total Pediatrics</b>	<b>0</b>	<b>0</b>	<b>493</b>	<b>100</b>	<b>7</b>	<b>100</b>	<b>3</b>	<b>100</b>	<b>503</b>	<b>100</b>

NOTE:

All data at the local level is considered provisional and subject to edit checks by state and federal agencies.

Adjustment are performed on a monthly basis to compensate for duplicate reports state wide and case validation projects.

## MIAMI-DADE COUNTY AIDS CASES UP TO DATE



Miami-Dade County Health Department  
HIV/AIDS Surveillance  
Cumulative Number of Reported HIV (not AIDS) Cases

**September  
2006**

*HIV (not AIDS) Cases by age group*

HIV Age Group	Cases	Percent
Under 5	82	0.76
5-12	48	0.45
13-19	348	3.24
20-29	2,257	20.98
30-39	3,857	35.86
40-49	2,692	25.03
50-59	1,012	9.41
60-64	217	2.02
65-69	142	1.32
>=70	101	0.94
Unknown	0	0.00
<b>Total</b>	<b>10,756</b>	<b>100</b>

*Adult/Adolescent & Pediatric HIV (not AIDS) cases by race/ethnicity*

HIV by Race/ Ethnicity *	Adult/Adolescent		Pediatric		Total HIV	
	Cases	Percent	Cases	Percent	Cases	Percent
Hispanic (All Races)	3,760	35.38	19	14.62	3,779	35.13
Am.Indian Alaska Native	7	0.07	0	0.00	7	0.07
Asian	3	0.03	0	0.00	3	0.03
Black or Afr.American	5,286	49.75	104	80.00	5,390	50.11
Native Hawaii/Pacific Is.	0	0.00	0	0.00	0	0.00
White	1,489	14.01	4	3.08	1,493	13.88
Legacy Asian	10	0.09	0	0.00	10	0.09
Multi-Race	71	0.67	3	2.31	74	0.69
Unknown	0	0.00	0	0.00	0	0.00
<b>Total</b>	<b>10,626</b>	<b>100</b>	<b>130</b>	<b>100</b>	<b>10,756</b>	<b>100</b>

*Adult/Adolescent & Pediatric HIV (not AIDS) cases by mortality status*

Mortality Status	Adult/Adolescent		Pediatric		Total HIV	
	Cases	Percent	Cases	Percent	Cases	Percent
Alive	10,287	96.81	128	98.46	10,415	96.83
Deaths	339	3.19	2	1.54	341	3.17
<b>Total</b>	<b>10,626</b>	<b>100</b>	<b>130</b>	<b>100</b>	<b>10,756</b>	<b>100</b>

\* This new category created by CDC, is to support the ability to record an ethnicity and multiple races for an individual, necessitated by new federal OMB guidelines for reporting race and ethnicity.

(Continue next Page)

Miami-Dade County Health Department  
HIV/AIDS Surveillance  
Cumulative Number of Reported HIV (not AIDS) Cases

*HIV (not AIDS) Cases by exposure category and sex among Adult/Adolescent and Pediatric*

Adult/Adolescent HIV						
Adult/Adolescent Exposure Category	Male	Percent	Female	Percent	Total	Percent
Men who have sex with men	3,798	51.86	0	0.00	3,798	35.74
Injecting drug use	385	5.26	267	8.08	652	6.14
Men who have sex with men and inject drug	193	2.64	0	0.00	193	1.82
Hemophilia/coagulation disorder	2	0.03	2	0.06	4	0.04
Heterosexual contact	1,295	17.68	2,269	68.70	3,564	33.54
Recipient of blood, components, or tissue	0	0.00	0	0.00	0	0.00
Risk not reported or identified	1,650	22.53	765	23.16	2,415	22.73
<b>Total</b>	<b>7,323</b>	<b>100</b>	<b>3,303</b>	<b>100</b>	<b>10,626</b>	<b>100</b>

Pediatric HIV						
Pediatric Exposure Category	Male	Percent	Female	Percent	Total	Percent
Hemophilia/coagulation disorder	0	0.00	0	0.00	0	0.00
Mother with/at risk for HIV infection	50	100.00	76	95.00	126	96.92
Recipient of blood, components, or tissue	0	0.00	2	2.50	2	1.54
Risk not reported or identified	0	0.00	2	2.50	2	1.54
<b>Total</b>	<b>50</b>	<b>100</b>	<b>80</b>	<b>100</b>	<b>130</b>	<b>100</b>

(Continue next Page)

Miami-Dade County Health Department  
HIV/AIDS Surveillance  
Cumulative Number of Reported HIV (not AIDS) Cases

*Adult/Adolescent HIV (not AIDS) cases by exposure category and race/ethnicity according to sex*

<b>ADULT MALE</b>																
Exposure Category/ Race/Ethnicity	MSM		IDU		MSM & IDU		HEMOPH		HETROSEX		TRAN/OTHER		NIR		TOTAL	
	Cases	Percent	Cases	Percent	Cases	Percent	Cases	Percent	Cases	Percent	Cases	Percent	Cases	Percent	Cases	Percent
Hispanic (All Races)	2,039	53.7	107	27.8	74	38.3	0	0.0	289	22.3	0	0	557	33.8	3,066	41.9
Am.Indian Alaska Native	4	0.1	0	0.0	0	0.0	0	0.0	0	0.0	0	0	0	0.0	4	0.1
Asian	2	0.1	0	0.0	0	0.0	0	0.0	0	0.0	0	0	1	0.1	3	0.0
Black or Afr.American	733	19.3	238	61.8	73	37.8	2	100.0	949	73.3	0	0	903	54.7	2,898	39.6
Native Hawaii/Pacific Is.	0	0.0	0	0.0	0	0.0	0	0.0	0	0.0	0	0	0	0.0	0	0.0
White	996	26.2	39	10.1	43	22.3	0	0.0	48	3.7	0	0	178	10.8	1,304	17.8
Legacy Asian	5	0.1	0	0.0	0	0.0	0	0.0	1	0.1	0	0	2	0.1	8	0.1
Multi-Race	19	0.5	1	0.3	3	1.6	0	0.0	8	0.6	0	0	9	0.5	40	0.5
Unknown	0	0.0	0	0.0	0	0.0	0	0.0	0	0.0	0	0	0	0.0	0	0.0
<b>Male Subtotal</b>	<b>3,798</b>	<b>100</b>	<b>385</b>	<b>100</b>	<b>193</b>	<b>100</b>	<b>2</b>	<b>100</b>	<b>1,295</b>	<b>100</b>	<b>0</b>	<b>0</b>	<b>1,650</b>	<b>100</b>	<b>7,323</b>	<b>100</b>

<b>ADULT FEMALE</b>																
Exposure Category/ Race/Ethnicity	MSM		IDU		MSM & IDU		HEMOPHILIA		HETROSEX		TRAN/OTHER		NIR		TOTAL	
	Cases	Percent	Cases	Percent	Cases	Percent	Cases	Percent	Cases	Percent	Cases	Percent	Cases	Percent	Cases	Percent
Hispanic (All Races)	0	0	50	18.7	0	0	0	0.0	480	21.2	0	0	164	21.4	694	21.0
Am.Indian Alaska Native	0	0	1	0.4	0	0	0	0.0	2	0.1	0	0	0	0.0	3	0.1
Asian	0	0	0	0.0	0	0	0	0.0	0	0.0	0	0	0	0.0	0	0.0
Black or Afr.American	0	0	167	62.5	0	0	1	50.0	1,675	73.8	0	0	545	71.2	2,388	72.3
Native Hawaii/Pacific Is.	0	0	0	0.0	0	0	0	0.0	0	0.0	0	0	0	0.0	0	0.0
White	0	0	40	15.0	0	0	0	0.0	94	4.1	0	0	51	6.7	185	5.6
Legacy Asian	0	0	0	0.0	0	0	0	0.0	1	0.0	0	0	1	0.1	2	0.1
Multi-Race	0	0	9	3.4	0	0	1	50.0	17	0.7	0	0	4	0.5	31	0.9
Unknown	0	0	0	0.0	0	0	0	0.0	0	0.0	0	0	0	0.0	0	0.0
<b>Female Subtotal</b>	<b>0</b>	<b>0</b>	<b>267</b>	<b>100</b>	<b>0</b>	<b>0</b>	<b>2</b>	<b>100</b>	<b>2,269</b>	<b>100</b>	<b>0</b>	<b>0</b>	<b>765</b>	<b>100</b>	<b>3,303</b>	<b>100</b>

<b>ADULT TOTAL</b>																
	<b>3,798</b>		<b>652</b>		<b>193</b>		<b>4</b>		<b>3,564</b>		<b>0</b>		<b>2,415</b>		<b>10,626</b>	

(Continue next Page)

Miami-Dade County Health Department  
HIV/AIDS Surveillance  
Cumulative Number of Reported HIV (not AIDS) Cases

*Pediatric HIV (not AIDS) cases by exposure category and race/ethnicity*

PEDIATRIC										
Exposure Category/ Race/Ethnicity	HEMOPHILIA		Mother w/HIV		RECEIPT BLOOD		PED. NIR		TOTAL	
	Cases	Percent	Cases	Percent	Cases	Percent	Cases	Percent	Cases	Percent
Hispanic (All Races)	0	0.0	16	12.7	2	100.0	1	50.0	19	14.6
Am.Indian Alaska Native	0	0.0	0	0.0	0	0.0	0	0.0	0	0.0
Asian	0	0.0	0	0.0	0	0.0	0	0.0	0	0.0
Black or Afr.American	0	0.0	103	81.7	0	0.0	1	50.0	104	80.0
Native Hawaii/Pacific Is.	0	0.0	0	0.0	0	0.0	0	0.0	0	0.0
White	0	0.0	4	3.2	0	0.0	0	0.0	4	3.1
Legacy Asian	0	0.0	0	0.0	0	0.0	0	0.0	0	0.0
Multi-Race	0	0.0	3	2.4	0	0.0	0	0.0	3	2.3
Unknown	0	0.0	0	0.0	0	0.0	0	0.0	0	0.0
<b>Total Pediatrics</b>	<b>0</b>	<b>0</b>	<b>126</b>	<b>100</b>	<b>2</b>	<b>100</b>	<b>2</b>	<b>100</b>	<b>130</b>	<b>100</b>

NOTE:

All data at the local level is considered provisional and subject to edit checks by state and federal agencies.

Adjustment are performed on a monthly basis to compensate for duplicate reports state wide and case validation projects.

## MIAMI-DADE COUNTY HIV (not AIDS) CASES UP TO DATE

